



2023 Y.

Monthly Review of 2023 State Budget Execution (January-March)

Budget Analysis Unit

E-mail: pbo@parliament.ge



Parliamentary Budget Office, 2023 Y.

საპარლამენტო ბიუჯეტის განხილვის ერთეული



In January-March 2023:

- State Budget total revenues amounted to **4,900.5 million GEL**, which is 22.4% of the annual plan and 103.5% of the 3-month plan;
- The main share of total revenues, 83.9% comes from the **tax revenues**, that have increased in point of nominal expression, as well as it's share in total revenues compared to 2021-2022;
- State Budget total expenditures amounted to **4,659.1 million GEL**, which is 21.3% of the annual plan and 96.3% of the 3-month plan;
- The main share of total expenditures, 80.9% comes from the **expenses**, that have increased in point of nominal expression, as well as it's share in total expenditures compared to 2021-2022;
- The net accumulation in the stock of cash amounted to **241.4 million GEL** and the State Budget balance was defined at **1,488.9 million GEL** by April the 1st of 2023.

Main Indicators of the State Budget

According to the law of Georgia “on State Budget of Georgia 2023”, the planned annual **total revenues** were defined with the amount of 21,914.2 million GEL, while the planned annual **total expenditures** defined - 21,880.1 million GEL. In January-March 2023, the execution of total revenues amounted to 4,900.5 million GEL (22.4% of the annual plan) and exceeds the same indicator of previous year by 74.3 million GEL (by 1.5%), while execution of total expenditures was – 4,659.1 million GEL (21.3% of the annual plan) which exceeds the indicator of January-March of previous year by 392.7 million GEL (by 9.2%).

The diagram below represents the 2014-2023 annual budget plans and 3-month performance indicators of the State Budget total revenues and total expenditures.

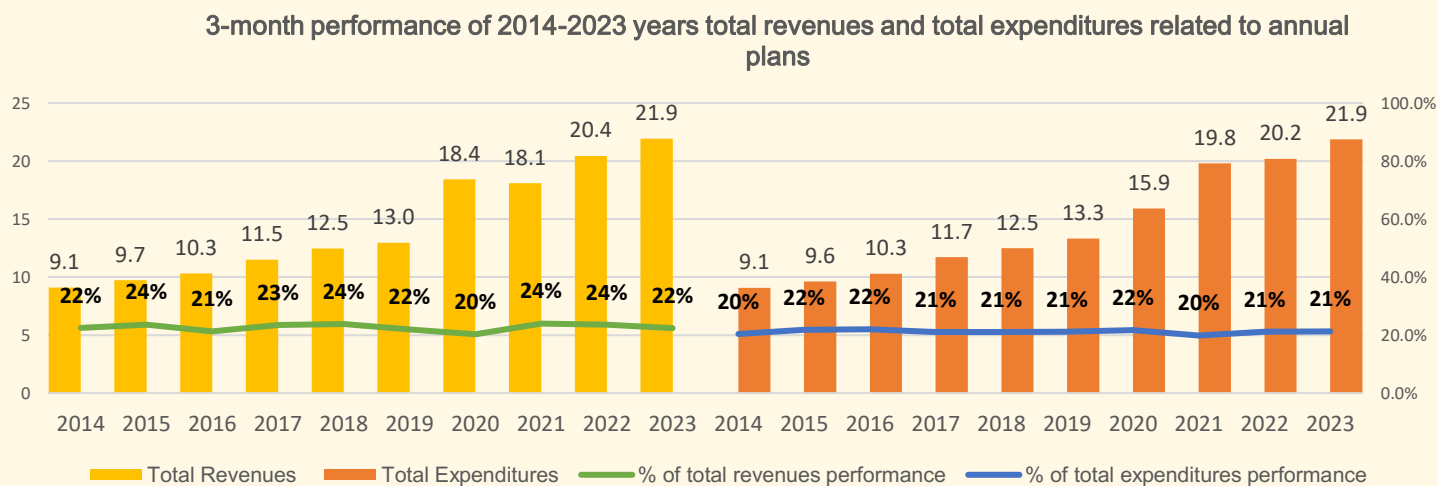


Diagram 1: 3-month performance of 2014-2023 years total revenues and total expenditures related to annual plans (billion GEL, %).

State Budget **total revenues** 3-month plan is determined by¹ 4,733.3 million GEL, whereas 3-month performance amounts to – 103.5%. As to the execution of total revenues according to components, the performance of all components of total revenues are executed with an excess according to 3-month plan. Namely, performance of revenues amounted to 102.0%, performance of disposals of nonfinancial assets amounted to 106.0%, performance of disposals of financial assets amounted to 103.8%, whereas performance of incurrence of liabilities amounted to 126.6% of 3-month plan.

State Budget **total expenditures** 3-month plan amounts to 4,835.7 million GEL, whereas 3-month performance amounts to 96.3% of 3-month plan. As to the performance of total expenditures according to components, the performance of the largest component – expenses – is estimated at 95.0% of 3-month plan. The indicator of acquisitions of nonfinancial assets exceed the 3-month plan and amounts 113.2%. Components of reductions of liabilities and acquisitions of financial assets stand out with low performance level and correspondingly amount to 89.6% and 62.2% of 3-month plan.

¹ Order №437 of the Minister of Finances of Georgia “On the approval of quarterly breakdown of Georgia's 2023 consolidated budget revenues, disposals of nonfinancial assets and disposals of financial assets, and on quarterly breakdown of 2023 State Budget”, December 29, 2022.

Title	2023 annual plan	3-month plan	3-month performance	3-month/3-month plan	Title	2023 annual plan	3-month plan	3-month performance	3-month/3-month plan
Total revenues	21,914.2	4,733.3	4,900.5	103.5%	Total expenditures	21,880.1	4,835.7	4,659.1	96.3%
Revenues	17,619.9	4,335.8	4,422.8	102.0%	Expenses	16,335.2	3,964.4	3,768.0	95.0%
Disposals of nonfinancial assets	200.0	28.0	29.7	106.0%	Acquisitions of nonfinancial assets	3,881.3	515.4	583.3	113.2%
Disposals of financial assets	450.0	86.5	89.7	103.8%	Acquisitions of financial assets	445.1	40.9	25.4	62.2%
Incurrence of liabilities	3,644.3	283.0	358.2	126.6%	Reductions of liabilities	1,218.5	315.1	282.4	89.6%

Table 1: 3-month performance of 2023 state budget total revenues and total expenditures by components (million GEL, %).

In January-March 2023, the State Budget **gross operating balance**² was defined by 654.8 million GEL in 3-month period, whereas the **net lending/net borrowing balance**³ amounted to 101.2 million GEL. The diagram below represents the 3-month gross operating and net lending/net borrowing balance dynamics in 2014-2023.

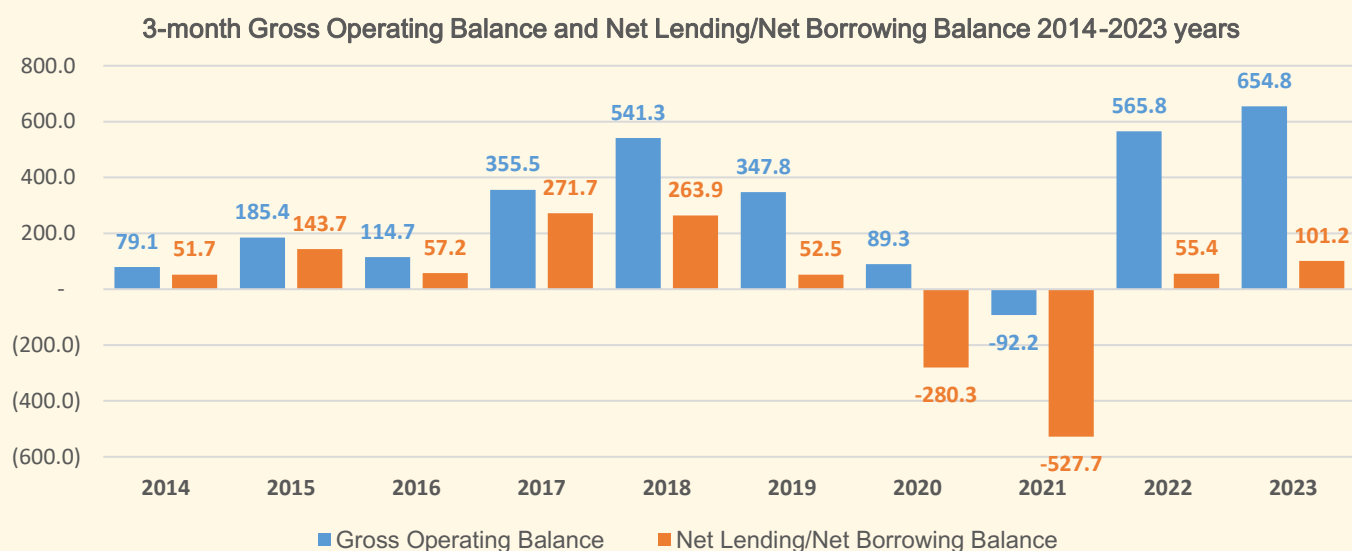


Diagram 2: 3-month Gross Operating Balance and Net Lending/Net Borrowing Balance 2014-2023 years (million GEL).

As to the **net change in the stock of cash**, at the beginning of the year, the adjusted State Budget balance was 1,247.6 million GEL. With January-March total revenues and total expenditures taken into account, the net accumulation in the stock of cash amounted to 241.4 million GEL and the State Budget balance was defined at 1,488.9 million GEL by April the 1st of 2023.

² Gross Operating Balance is the difference between revenues and expenses. It can be both positive and negative.

³ Net Lending/Net Borrowing Balance is the distinction between gross operating balance and Gross investment in nonfinancial assets and indicates the Budget surplus (positive value) and Budget deficit (negative value).

March Indicators of the State Budget Execution

Total revenues of March 2023 amounted to 1,864.4 million GEL, more than the February indicator by 420.6 million GEL and more than the indicator of March of the previous year by 99.1 million GEL. As to the total expenditures of March 2023, the amount was defined at 1,633.6 million GEL, which is more than the February indicator by 105.5 million GEL and exceeds the indicator of March 2022 by 11.1 million GEL.

The diagram below presents 2021-2023 State Budget Total Revenues and Total Expenditures by months.

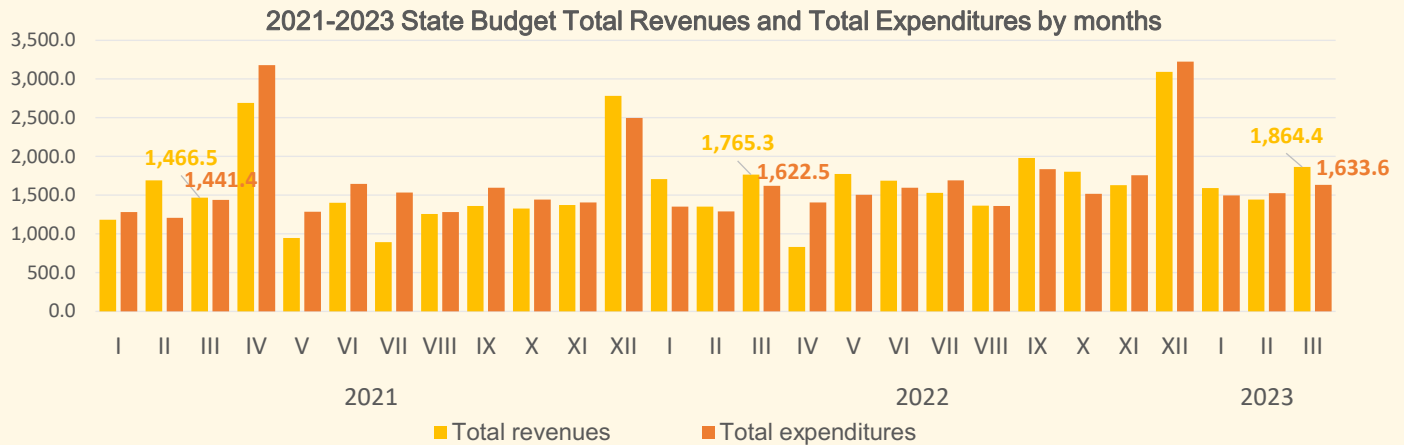


Diagram 3: 2021-2023 State Budget total revenues and total expenditures by months (million GEL).

As to the state budget **total revenues** and **total expenditures** of March by components:

The formation of total revenues was generally implemented by revenues (76.0%) and by funds received as a result of incurrence of liabilities (21.9%). 29.6 million GEL was received from the realization of nonfinancial assets, whereas, 8.1 million GEL was - by way of disposals of financial assets.

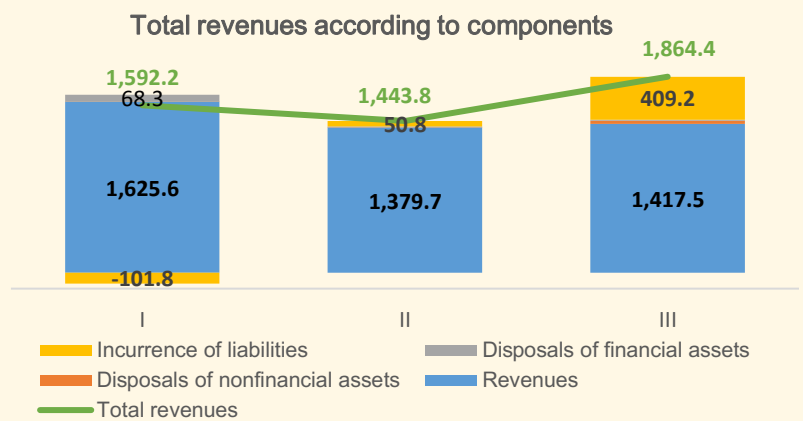


Diagram 4: Total revenues according to components to (million GEL).

The performance of 2023 March expenses amounted to 1,295.0 million GEL. The indicators of acquisitions of nonfinancial assets and financial assets correspondingly amounted to 216.4 million GEL and 10.2 million GEL, whereas the actual performance indicator of reductions of liabilities was 112.0 million GEL.

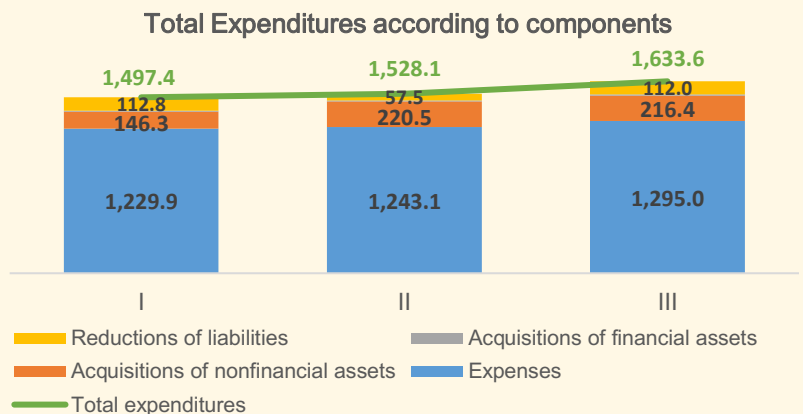


Diagram 5: Total expenditures according to components (million GEL).

The review of **revenues received from taxes** is important in total revenues. 92.8% of March revenues and 70.6% of total revenues are received from taxes. Particularly, in March the State Budget received 1,315.4 million GEL from taxes, 5.8 million GEL more than February indicator (1,309.6 million GEL). The slight growth compared to the previous month is mainly related, on the one hand, to the increase of profit tax⁴ (the volume of which increased by 215.0 million GEL and amounted to 386.5 million GEL), and on the other hand - to the decrease of other taxes⁵ (which was reduced by 427.7 million GEL and amounted to -260.8 million GEL). Compared to February, the rest of the taxes have increased: income tax by – 83.7 million GEL, VAT by – 88.5 million GEL, revenue received from excise by - 40.9 million GEL (mainly influenced by the growth of excise from the taxation of imported tobacco with the amount of 87.9%), whereas, Import tax by – 5.3 million GEL.

Taxes according to types

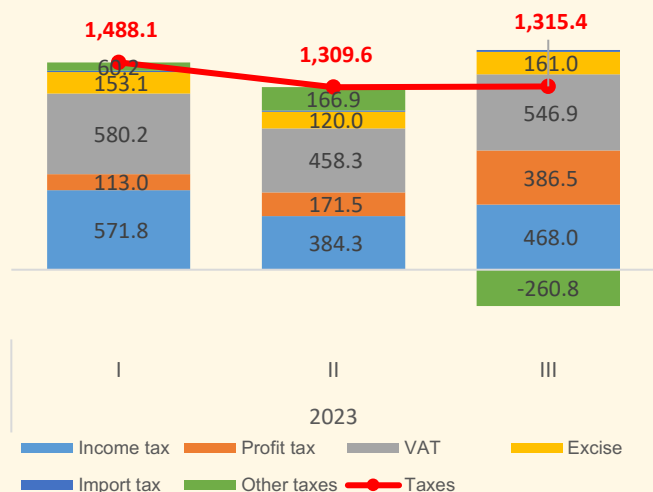


Diagram 6: Taxes according to types (million GEL).

Expenses according to types

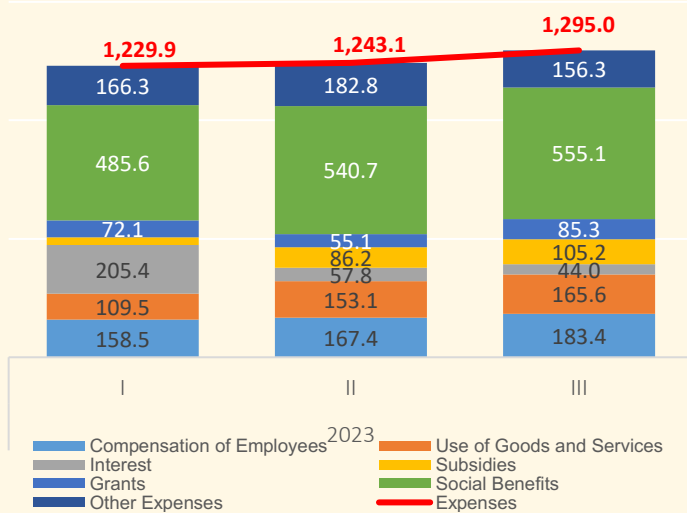


Diagram 7: Expenses according to types (million GEL).

As to the main component of total expenditure, **expenses**, it appears to cover 79.3% of total expenditures of March. Namely, in March 2023, expenses amounted to 1,295.0 million GEL, by 51.9 million GEL more than previous month indicator (1,243.1 million GEL). The indicated growth connected with the increase of grants (30.3 million GEL), also, subsidies (by 19.1 million GEL), compensation of employees (by 16.1 million GEL), social benefits (by 14.5 million GEL), and use of goods and services (by 12.4 million GEL). Compared to the previous month, funding for the other expenses, as well as interest, has decreased, correspondingly, by 26.6 million GEL and 13.9 million GEL.

With regard to gross operating and net lending/net borrowing balances, in March 2023, the State Budget **gross operating balance** amounted to 122.5 million GEL, whereas **net lending/net borrowing balance** was – -64.3 million GEL.

It must also be noted that, in March, in view of received total revenues (1,864.4 million GEL) and rendered total expenditures (1,633.6 million GEL) **net accumulation in the stock of cash** amounted to **230.8 million GEL**.

⁴ Submission of annual declaration of profit tax occurs by March 31 by the persons, whose reporting period is a calendar year.

⁵ Based on the implemented reform of the treasury code system in 2016, counting/recording of the paid tax is being realized in “other taxes” (this is mainly connected with income tax) before the planned time limit of the declaration, and after the planned time limit of the declaration, they are transferred to the relevant forms of taxes. Furthermore, fund transfers are realized on the return sub-account of the repaid funds from the article mentioned above. Accordingly, the execution of other taxes in specific reporting period can be positive as well as negative.

State Budget Total Revenues

The execution of State Budget **total revenues** in January-March 2023 was 4,900.5 million GEL. The main share, 90.3% is formed from the revenues. In point of nominal expression, revenues have increased compared to the 2021-2022 years mainly by the influence of growth in taxes. Concerning the revenues share in total revenues, this indicator has increased compared to previous years, also. Namely, in 2022, the share of revenues amounted to 82.9% of the total revenues, whereas, in 2021 amounted to – 69.4%. Compared to previous years, the indicator of incurrence of liabilities has decreased in nominal expression as well as a share in total revenues. Namely, the indicator of Incurrence of liabilities for 2023 3-month amounted to 7.3% of the total revenues, whereas 16.0% - in 2022 and 29.7% - in 2021. In the reporting period of 2023 (as in previous years), the total revenues received from the disposals of nonfinancial and financial assets' total share is low and amounts to 2.4%, the same indicator amounted to 1.1% in 2022 and 0.9% - in 2021.

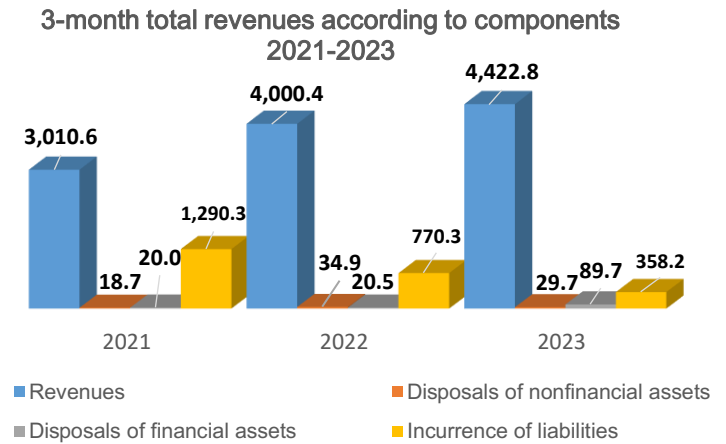


Diagram 8: 3-month total revenues according to components 2021-2023 (million GEL).

The revenues received in 3-month of 2023, amounted to 4,422.8 million GEL, 102.0% of 3-month plan and 25.1% of the annual plan, exceeding previous year's indicator by 422.4 million GEL (by 10.6%). As to the performance on the level of components, taxes are characterised by a good level of mobilization, while indicators of grants and other revenues stand out with significant excesses.

Tax revenues received in January- March amount to 4,113.0 million GEL, 100.3% of 3-month plan and 25.2% of the annual plan. Compared to the 3-month plan, revenues from all types of taxes (except for profit tax, which is characterised by a relatively low level of mobilization with the amount of 96.6%) stand out with high mobilization indicators, ranging between 107.2%-130.4%. As for other taxes, its planned volume in 3 months was determined at 302.0 million GEL while the actual figure is -33.7 million GEL. Compared to the same period last year, the volume of tax revenues has increased by 425.0 million GEL (by 11.5%). This increase is mainly stipulated by the growth of VAT, income tax, and excise tax (correspondingly, by 21.5%, 26.4%, and 35.7%).

Compared to the previous year, the increase in income tax mainly related to the increase of lessee income tax with the amount of 227.4 million GEL (by 23.3%). As for VAT, in January-March State Budget received 1,585.4 million GEL by way of VAT, by 280.3 million GEL more compared to the previous year (including, by 246.7 million GEL more from products realized and services rendered on the territory of Georgia and by 33.6 million GEL more from imported products). The excise tax increased by 35.7% (by 114.3 million GEL) under the influence of the growth of excise revenues from imported products with the amount of 94.9 million GEL (Including, excise tax from the taxation of imported tobacco increased by 77.0 million GEL, by 97.0%).

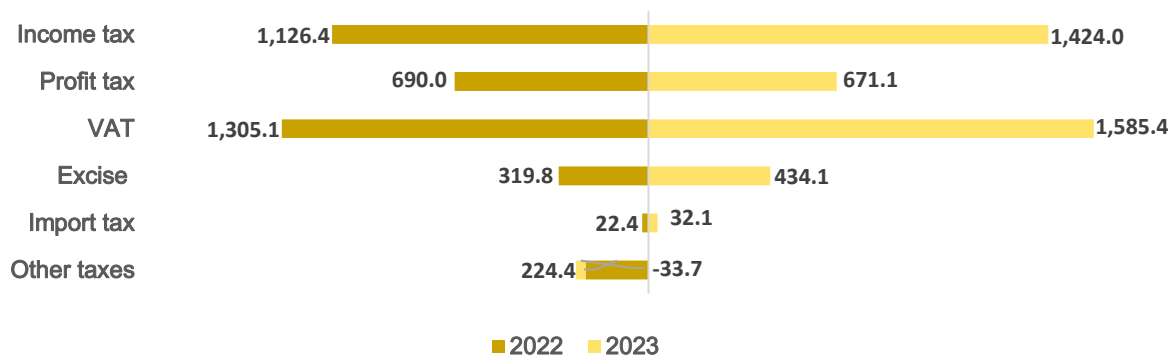


Diagram 9: 2022-2023 3-month taxes according to types (million GEL).

The actual indicator of **grants** (114.9 million GEL) stands out with a high level of performance and is 131.4% of the 3-month plan and 41.1% of the annual plan, which is mainly related to budget-supporting grants (104.6% of the 3-month plan) and revenues from the central budget LEPLs (136.2% of the 3-month plan). The mentioned excess also is connected with the target grants, provided by the donors to the budgetary organizations, in the form of which 25.7 million GEL was received (the indicated revenues not foreseen by plan, and correspondingly, influences the increase of the total amount of grants). In addition, the budget received investment grants for 1.9 million GEL (18.8% of the 3-month plan).

194.9 million GEL was mobilised as **other revenues** in 3 months, 130.7% of the 3-month plan, and 18.6% of the annual plan. This excess is connected with unclassified transfers, by way of which 149.7% of the 3-month plan was received in the budget. The main part of the total amount of other revenues (40.0%) is received from property revenues (namely, from interest with the amount of 70.9 million GEL), and from non-classified transfers (31.5%, of the total amount of other revenues, 61.4 million GEL).

As for the execution of other components of total revenues:

29.7 million GEL was received in January-March under the article of **disposals of nonfinancial assets**, which is 106.0% of the 3-month plan, including 23.8 million GEL came from the realization of main assets and 5.9 million GEL from the realization of non-derivative assets (land).

89.7 million GEL, 103.8% of the 3-month plan, has been received from **disposals of financial assets** (in particular, from the repayment of the loans), which is by 69.2 million GEL more than the previous year's.

In January-March, 358.2 million GEL, 126.6% of the 3-month plan, was received in the budget under the article of **incurrence of liabilities** by the influence of the excessive receipt of funds from the source of external financing. In particular, 295.2 million GEL, by 77.1 million GEL (by 35.4%) more than the planned indicator, went to the budget in the form of investment credits, and 0.3 million GEL – in the form of budgetary credits. (Although this indicator is not provided in the 3-month plan).

	3-month performance	Performance towards 3-month plan	Performance towards annual plan
Incurrence of Liabilities	358.2	126.6%	9.8%
External	295.5	135.5%	13.2%
Budgetary credits	0.3		0.1%
Investment credits	295.2	135.4%	16.0%
Domestic	62.8	96.6%	4.5%

Table 2: total revenues received by the incurrence of liabilities for 3-month of 2023 (million GEL, %)

Regarding the indicator of incurrence of domestic liabilities, net receipts received from the emission and redemption of treasury liabilities and treasury bonds amounted to 62.8 million GEL (96.6% of the 3-month plan).

State Budget Total Expenditures

The execution of State Budget **total expenditures** in January-March 2023 was defined at 4,659.1 million GEL. The main share, 80.9%, is formed from expenses, that have increased in point of nominal expression, as well as it's share in total expenditures compared to 2021-2022. Namely, in 3-month of 2021 the share of expenses in total expenditures was 79.0% and 80.5% in 3-month of 2022. Concerning the 3 other components of total expenditures, acquisitions of nonfinancial assets, acquisitions of financial assets and reductions of liabilities. In 3-month of 2023, the acquisitions of nonfinancial assets' performance indicator amounted to 12.5% of total expenditures, acquisitions of financial assets amounted to – 0.5%, and the performance of reductions of liabilities amounted to – 6.1%. In 3-month of 2022, their share in total expenditures were apportioned with the amount of 12.8%, 0.3% and 6.4%, whereas, by 11.6%, 1.9%, 7.5% in January-March 2021.

3-month total expenditures according to components 2021-2023

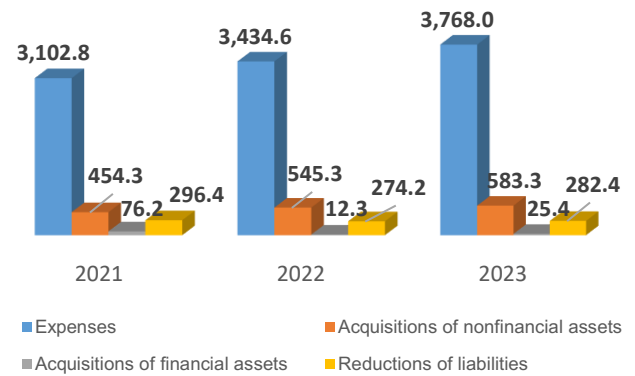


Diagram 10: total expenditures according to components for January-March 2021-2023 (million GEL)

The execution of January-March **expenses** amount to 3,768.0 million GEL, 95.0% of 3-month and 23.1% of the annual plan, what exceeds previous year indicator by 333.4 million GEL (9.7%). The noted difference is related to high execution of all components (except from other expenses, which have decreased by 77.4 million GEL compared to previous year). It must be noted that, great share of total distinction goes on Interest (130.1 million GEL). Comparatively to 3-month plan, good performance level was seen in case of Social Benefits (101.3%), subsidies (99.0%) and Interest (95.3%). Comparatively to 3-month plan, other expenses (94.7%), compensation of employees (91.5%), use of goods and services (84.2%) and grants (82.8%) are characterized by a relatively low level of performance.

209.5 million GEL from the execution of Interest (307.2 million GEL) was addressed to serving of state domestic liabilities and 97.7 million GEL on serving state external liabilities. Whereas, the great share from social benefits (1,581.4 million GEL) comes on social protection of population (1,206.2 million GEL), on healthcare (259.8 million GEL) and on co-financing cumulative pension schemes (82.0 million GEL).

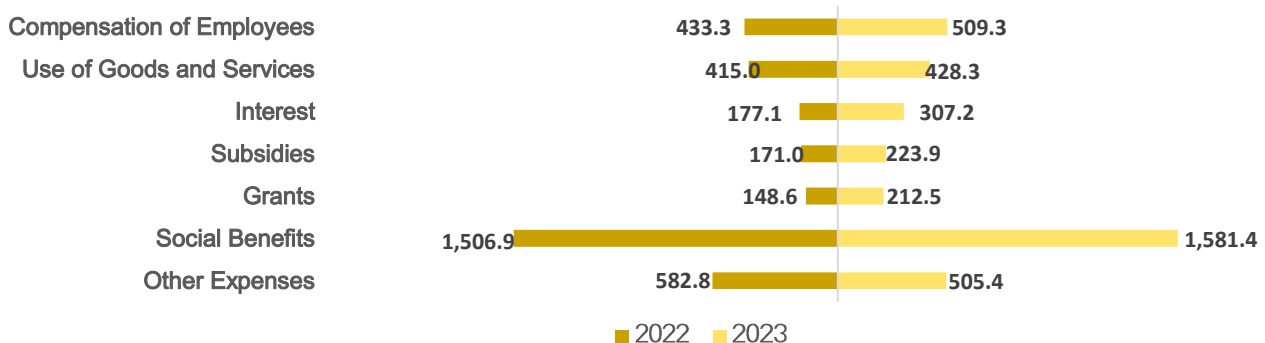


Diagram 11: 2022-2023 3-month expenses according to articles (million GEL).

As to the execution of other components of total expenditures:

The execution of **Acquisitions of nonfinancial assets** (583.3 million GEL) amounts to 113.2% of 3-month and 15.0% of the annual plan. The great share of expenditures come from the rehabilitation of transportation infrastructure (270.9 million GEL), from the Rehabilitation of Regional and Municipal Infrastructure (72.5 million GEL), from infrastructure development of the Ministry of Defence of Georgia (52.8 million GEL), from support of IDPS and migrants (51.0 million GEL), from the development of defence capability (43.2 million

GEL) and from infrastructure development of the Ministry of Education and Science of Georgia (31.2 million GEL).

The performance of **acquisitions of financial assets** component (25.4 million GEL) is defined at 62.2% of 3-month and 5.7% of the annual plan. Indicated total expenditures goes to:

- Loans issued by the Ministry of Economy and Sustainable Development of Georgia’s programs:
 - ✓ “Development of Power Transmission Grids of Systemic Importance” (program code 24 14) with the amount of 13.0 million GEL;
 - ✓ “Vardnili and Enguri Hydro Power Plant Rehabilitation Project (EBRD, EIB, EU)” (program code 24 19) with the amount of 0.3 million GEL;
- Loans issued by the Ministry of Regional Development and Infrastructure of Georgia’s programs:
 - ✓ “Rehabilitation and Recovery of Water Supply Infrastructure” (program code 25 04) with the amount of 11.6 million GEL;
 - ✓ “Solid Waste Management Program” (program code 25 05) with the amount of 0.4 million GEL;
- On loans issued in frames of expenditure of general state importance financed by donors with the amount of 0.1 million GEL.

Reductions of liabilities (282.4 million GEL) stands out with low performance level and amounts to 89.6% of 3-month plan and 23.2% of the annual plan. The great share of the noted indicator – 269.7 million GEL goes on repayment of state external liabilities.

	3-month performance	Performance towards 3-month plan	Performance towards annual plan
Reductions of Liabilities	282.4	89.6%	23.2%
External	269.7	89.3%	22.9%
Domestic	12.6	97.8%	29.4%

Table 3: 2023 3-month performance of Reductions of liabilities (million GEL, %).

Furthermore, it should be noted that in addition to the program codes defined by the law of Georgia "On State Budget of Georgia 2023", the execution of State Budget total expenditures in January-March 2023, **includes 4 additional program codes**, in frames of appropriations were assimilated, namely:

- „Service Development and Accessibility of the State Service Development Agency“ (program code - 26 10) – 0.3 million GEL;
- „NNLE - Peace Foundation for a Better Future“ (program code - 63 00) – 0.2 million GEL;
- “Georgian Electricity Transmission Network Expansion open Program” (program code – 24 14 03) – 0.1 million GEL;
- “NNLE - Millennium Fund” (program code – 58 00) – 2.3 thousand GEL;

Concerning the execution of January-March **Expenditures of General State Importance** defined by the State Budget, 586.9 million GEL is allocated to services and repayment of state external and domestic liabilities – 92.5% of 3-month and 24.3% of the annual plan. Transfers relocated to autonomous republic and municipalities have reached 148.7 million GEL. 38.8 million GEL was addressed to capital transfers, 104.7 million GEL to special transfer, and 5.1 million GEL was used for targeted transfer. In January-March 82.0 million GEL was adjusted to the co-financing of cumulative pension schemes. Furthermore, it needs to be mentioned that 44.7 million GEL from the Regional Project Development Fund of Georgia, 4.2 million GEL from Reserve Fund of the Government of Georgia and 0.8 million GEL from Funds for Repayment of debt accumulated in previous years and execution of court decisions were absorbed.

In January-March, state budget execution according to the **Functional Classification of expenses and nonfinancial assets**⁶ was 4,351.3 million GEL (97.1% of 3-month and 21.5% of the annual plan), the diagram below shows the expenses and nonfinancial assets' classification of State Budget execution according to functional section:

3-month functional classification of expenses and nonfinancial assets 2023Y

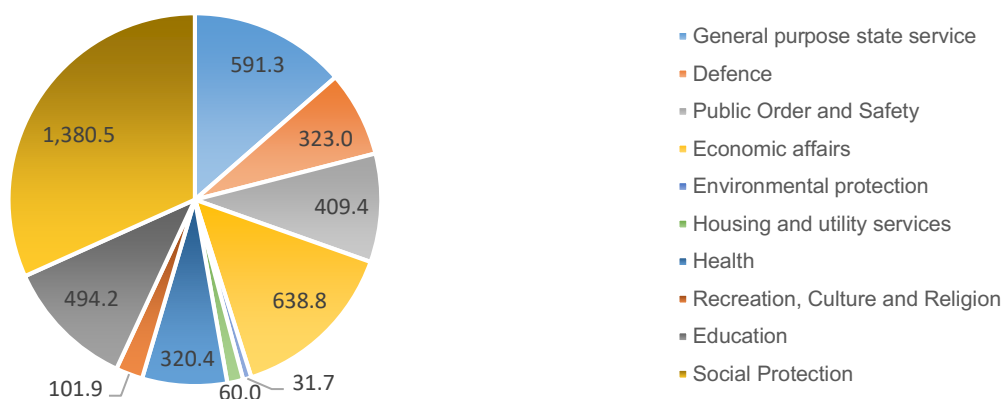


Diagram 12: 3-month functional classification of expenses and nonfinancial assets 2023Y (million GEL).

Used Data Sources:

- Information of the Treasury Service of the Ministry of Finance of Georgia on 2014-2023 January-March State Budget Total Revenues, Total Expenditures, Net change in the stock of cash and on Net lending/Net borrowing balance;
- Information of the Treasury Service of the Ministry of Finance of Georgia on 2022-2023 January-March Total revenues of Consolidated Budget of Georgia

⁶ "Government Finance Statistics Manual" by the International Monetary Fund 2014 (GFSM 2014) The functional classification of expenses and nonfinancial assets provides information on the purpose of governmental functions by incurred expenses.

Annexes

Annex 1: State Budget total revenues, total expenditures and net change in the stock of cash (million GEL)

Title	3-month performance 2021 year	3-month performance 2022 year	2023 annual plan	3-month plan 2023 year*	3-month performance 2023 year	3-month performance 2023 y. / 3-month plan 2023 y.		3-month performance 2023 y. / 3-month performance 2022 y.		3-month performance of 2023 y. towards annual plan %
						Distinction	%	Distinction	%-Alteration	
Total Revenues	4,339.6	4,826.1	21,914.2	4,733.3	4,900.5	167.2	103.5%	74.3	1.5%	22.4%
Revenues	3,010.6	4,000.4	17,619.9	4,335.8	4,422.8	87.0	102.0%	422.4	10.6%	25.1%
Taxes	2,661.3	3,688.1	16,290.4	4,099.3	4,113.0	13.8	100.3%	425.0	11.5%	25.2%
Income tax	779.5	1,126.4	5,140.0	1,266.0	1,424.0	158.0	112.5%	297.6	26.4%	27.7%
Profit tax	430.0	690.0	2,000.0	695.0	671.1	-23.9	96.6%	-18.9	-2.7%	33.6%
VAT	976.4	1,305.1	6,670.4	1,478.3	1,585.4	107.1	107.2%	280.3	21.5%	23.8%
Excise tax	306.7	319.8	2,100.0	333.0	434.1	101.1	130.4%	114.3	35.7%	20.7%
Import tax	17.0	22.4	130.0	25.0	32.1	7.1	128.4%	9.7	43.5%	24.7%
Other taxes	151.8	224.4	250.0	302.0	-33.7	-335.7	-11.2%	-258.1	-115.0%	-13.5%
Grants	201.5	164.3	279.6	87.4	114.9	27.4	131.4%	-49.5	-30.1%	41.1%
Other Revenues	147.8	148.0	1,050.0	149.1	194.9	45.8	130.7%	46.9	31.7%	18.6%
Disposals of nonfinancial assets	18.7	34.9	200.0	28.0	29.7	1.7	106.0%	-5.2	-14.8%	14.8%
Disposals of financial assets (Except of net application in the stock of cash)	20.0	20.5	450.0	86.5	89.7	3.2	103.8%	69.2	337.0%	19.9%
Incurrence of liabilities	1,290.3	770.3	3,644.3	283.0	358.2	75.2	126.6%	-412.1	-53.5%	9.8%
External	1,551.4	358.9	2,244.3	218.0	295.5	77.4	135.5%	-63.5	-17.7%	13.2%
Domestic	-261.1	411.4	1,400.0	65.0	62.8	-2.2	96.6%	-348.6	-84.7%	4.5%
Total Expenditure	3,929.6	4,266.4	21,880.1	4,835.7	4,659.1	-176.6	96.3%	392.7	9.2%	21.3%
Expenses	3,102.8	3,434.6	16,335.2	3,964.4	3,768.0	-196.3	95.0%	333.4	9.7%	23.1%
Compensation of Employees	409.9	433.3	2,236.7	556.3	509.3	-47.0	91.5%	76.0	17.5%	22.8%
Use of Goods and Services	335.9	415.0	2,025.5	508.8	428.3	-80.5	84.2%	13.3	3.2%	21.1%
Interest	181.5	177.1	1,201.0	322.2	307.2	-15.0	95.3%	130.1	73.4%	25.6%
Subsidies	158.1	171.0	927.6	226.3	223.9	-2.3	99.0%	53.0	31.0%	24.1%
Grants	108.8	148.6	1,275.8	256.5	212.5	-44.0	82.8%	64.0	43.1%	16.7%
Social Benefits	1,469.6	1,506.9	6,447.9	1,560.4	1,581.4	21.0	101.3%	74.5	4.9%	24.5%
Other Expenses	438.9	582.8	2,220.7	533.9	505.4	-28.5	94.7%	-77.4	-13.3%	22.8%
Acquisitions of nonfinancial assets	454.3	545.3	3,881.3	515.4	583.3	67.9	113.2%	38.0	7.0%	15.0%
Acquisitions of financial assets (Except of net accumulation in the stock of cash)	76.2	12.3	445.1	40.9	25.4	-15.4	62.2%	13.2	107.2%	5.7%
Reductions of liabilities	296.4	274.2	1,218.5	315.1	282.4	-32.7	89.6%	8.1	3.0%	23.2%
External	264.7	261.4	1,175.6	302.2	269.7	-32.5	89.3%	8.3	3.2%	22.9%
Domestic	31.7	12.9	42.9	12.9	12.6	-0.3	97.8%	-0.2	-1.7%	29.4%
Net change in the stock of cash (+ Accumulation / - Application)	410.0	559.7	34.1	-102.4	241.4	343.8		-318.4		

* 3-month plan is represented according to 2023 State Budget Quarterly Breakdown (The order №437 of the Minister of Finances December 29, 2022)

Annex 2: State Budget Balance (million GEL)

Title	3-month performance 2021 year	3-month performance 2022 year	2023 annual plan	3-month plan 2023 year	3-month performance 2023 year	3-month performance 2023 y. / 3-month plan 2023 y.		3-month performance 2023 y. / 3-month performance 2022 y.		3-month performance of 2023 y. towards annual plan %
						Distinction	%	Distinction	%-Alternation	
Revenues	3,010.6	4,000.4	17,619.9	4,335.8	4,422.8	87.0	102.0%	422.4	10.6%	25.1%
Taxes	2,661.3	3,688.1	16,290.4	4,099.3	4,113.0	13.8	100.3%	425.0	11.5%	25.2%
Grants	201.5	164.3	279.6	87.4	114.9	27.4	131.4%	-49.5	-30.1%	41.1%
Other Revenues	147.8	148.0	1,050.0	149.1	194.9	45.8	130.7%	46.9	31.7%	18.6%
Expenses	3,102.8	3,434.6	16,335.2	3,964.4	3,768.0	-196.3	95.0%	333.4	9.7%	23.1%
Compensation of Employees	409.9	433.3	2,236.7	556.3	509.3	-47.0	91.5%	76.0	17.5%	22.8%
Use of Goods and Services	335.9	415.0	2,025.5	508.8	428.3	-80.5	84.2%	13.3	3.2%	21.1%
Interest	181.5	177.1	1,201.0	322.2	307.2	-15.0	95.3%	130.1	73.4%	25.6%
Subsidies	158.1	171.0	927.6	226.3	223.9	-2.3	99.0%	53.0	31.0%	24.1%
Grants	108.8	148.6	1,275.8	256.5	212.5	-44.0	82.8%	64.0	43.1%	16.7%
Social benefits	1,469.6	1,506.9	6,447.9	1,560.4	1,581.4	21.0	101.3%	74.5	4.9%	24.5%
Other expenses	438.9	582.8	2,220.7	533.9	505.4	-28.5	94.7%	-77.4	-13.3%	22.8%
Gross operating balance	-92.2	565.8	1,284.7	371.4	654.8	283.3	176.3%	89.0	15.7%	51.0%
Gross investment in nonfinancial assets	435.5	510.4	3,681.3	487.4	553.6	66.2	113.6%	43.2	8.5%	15.0%
Acquisitions	454.3	545.3	3,881.3	515.4	583.3	67.9	113.2%	38.0	7.0%	15.0%
Disposals	18.7	34.9	200.0	28.0	29.7	1.7	106.0%	-5.2	-14.8%	14.8%
Net Lending/Net Borrowing Balance	-527.7	55.4	-2,396.6	-115.9	101.2	217.1	-87.3%	45.8	82.7%	-4.2%
Net acquisition of financial assets	466.2	551.5	29.2	-148.0	177.1	325.1	-119.6%	-374.4	-67.9%	606.3%
Acquisitions	486.2	572.0	479.2	40.9	266.8	225.9	652.5%	-305.2	-53.4%	55.7%
Currency and public deposits	410.0	559.7	34.1		241.4	241.4		-318.4	-56.9%	707.7%
Loans	76.2	12.3	445.1	40.9	25.4	-15.4	62.2%	13.2	107.2%	5.7%
Stocks and other capital	0.0	0.0	0.0	0.0	0.0	0.0		0.0		
Disposals	20.0	20.5	450.0	188.9	89.7	-99.2	47.5%	69.2	337.0%	19.9%
Currency and public deposits				102.4		-102.4	0.0%	0.0		
Loans	20.0	19.8	450.0	86.5	89.7	3.2	103.8%	69.9	352.3%	19.9%
Stocks and other capital	0.0	0.7	0.0	0.0	0.0	0.0		-0.7	-100.0%	
Net incurrence of liabilities	993.9	496.1	2,425.8	-32.1	75.9	108.0	-236.4%	-420.2	-84.7%	3.1%
Incurrence	1,290.3	770.3	3,644.3	283.0	358.2	75.2	126.6%	-412.1	-53.5%	9.8%
Domestic	-261.1	411.4	1,400.0	65.0	62.8	-2.2	96.6%	-348.6	-84.7%	4.5%
External	1,551.4	358.9	2,244.3	218.0	295.5	77.4	135.5%	-63.5	-17.7%	13.2%
Reductions	296.4	274.2	1,218.5	315.1	282.4	-32.7	89.6%	8.1	3.0%	23.2%
Domestic	31.7	12.9	42.9	12.9	12.6	-0.3	97.8%	-0.2	-1.7%	29.4%
External	264.7	261.4	1,175.6	302.2	269.7	-32.5	89.3%	8.3	3.2%	22.9%
Balance	0.0	0.0	0.0	0.0	0.0	0.0		0.0		

Annex 3: State Budget Appropriation (million GEL)

Code	Title	2023 Annual plan	3-month plan 2023 year	3-month performance 2023 year	3-month performance of 2023 y. towards annual plan %	3-month performance towards 3-month plan 2023 y. %
00 00	Total	21,880.1	4,835.7	4,659.1	21.3%	96.3%
01 00	Parliament of Georgia and Subordinated Organizations	77.5	19.2	18.0	23.3%	94.0%
01 01	Legislative Operation	63.7	15.7	15.2	23.8%	96.6%
01 01 01	Legislative, representative and supervisory activities	23.5	5.9	4.7	20.0%	79.2%
01 01 02	Activities of Parliamentary Fractions and the Bureaus of Majoritarian Members of Parliament	7.9	2.0	1.8	23.4%	93.7%
01 01 03	Administrative support for legislative activities	32.4	7.8	8.7	26.7%	110.5%
01 01 03 01	Administration of Legislative Activities	32.4	7.8	8.7	26.8%	110.6%
01 01 03 02	Ensuring systematic and coordinated work on gender issues, promoting awareness of gender equality and implementing measures supporting women's empowerment	0.1	0.01	0.005	10.6%	42.5%
01 02	Library Operation	12.0	3.0	2.5	20.5%	81.6%
01 03	State Regulation of Heraldic Operation	0.6	0.2	0.1	17.4%	67.0%
01 04	Strengthening Analytical and Research Affairs of Parliament of Georgia	1.1	0.3	0.3	23.6%	92.1%
02 00	Administration of the President of Georgia	9.3	3.2	2.3	24.8%	71.7%
03 00	Office of the Business Ombudsman of Georgia	0.8	0.2	0.2	20.9%	83.5%
04 00	Government Administration of Georgia	24.0	7.4	5.7	23.8%	77.2%
05 00	State Audit Office	21.3	6.5	4.0	18.9%	61.7%
06 00	Central Election Commission of Georgia	56.0	13.4	10.7	19.2%	79.9%
06 01	Development of Election Environment	21.6	4.8	4.2	19.4%	87.7%
06 02	Facilitation of Development of Elections Institution and Civic Education	1.6	0.5	0.3	18.4%	63.8%
06 03	Funding of Political Parties	12.7	3.2	3.2	25.0%	100.0%
06 04	Measures for Holding Elections	20.0	5.0	3.1	15.3%	61.1%
07 00	Constitutional Court of Georgia	5.8	1.6	1.1	19.6%	72.9%
08 00	Supreme Court of Georgia	16.1	4.3	3.6	22.7%	85.0%
09 00	General Courts	117.0	25.2	22.0	18.8%	87.6%
09 01	Development and Support of General Judiciary System	114.5	24.5	21.7	19.0%	88.5%
09 02	Training and Retraining of Judges and Court Personnel	2.5	0.6	0.3	13.4%	53.6%
10 00	High Council of Justice of Georgia	7.9	2.5	1.2	15.4%	49.4%
11 00	Administration of State Representative in Abasha, Zugdidi, Martivili, Mestia, Senaki, Chkhorotsku, Tsalenjikha, Khobi Municipalities, Cities of Poti	1.3	0.4	0.3	25.1%	83.0%
12 00	Administration of State Representative in Lanchkhuti, Ozurgeti, Chokhatauri Municipalities	1.1	0.3	0.2	23.0%	80.9%
13 00	Administration of State Representative in Baghdati, Vani, Zestaponi, Terjola, Samtredia, Sachkhere, Tkibuli, Tskaltubo, Chiatura, Kharagauli, Khoni Municipalities and City of Kutaisi	1.3	0.4	0.3	27.4%	85.0%
14 00	Administration of State Representative in Akhmeta, Gurjaani, Dedoplistskaro, Telavi, Lagodekhi, Sagarejo, Signaghi, Kvareli Municipalities	1.2	0.3	0.3	26.6%	88.6%
15 00	Administration of State Representative in Dusheti, Tianeti, Mtskheta, Kazbegi Municipalities	1.1	0.3	0.2	21.8%	70.4%
16 00	Administration of State Representative in Ambrolauri, Lentekhi, Oni, Tsageri Municipalities	1.1	0.3	0.2	22.8%	75.2%

Code	Title	2023 Annual plan	3-month plan 2023 year	3-month performance 2023 year	3-month performance of 2023 y. towards annual plan %	3-month performance towards 3-month plan 2023 y. %
17 00	Administration of State Representative in Adigeni, Aspindza, Akhaltsikhe, Akhalkalaki, Borjomi, Ninotsminda Municipalities	1.0	0.3	0.2	24.3%	86.8%
18 00	Administration of State Representative in Bolnisi, Gardabani, Dmanisi, Tetri Tskaro, Marneuli, Tsalka Municipalities and City of Rustavi	1.3	0.6	0.3	23.8%	58.3%
19 00	Administration of State Representative in Gori, Kaspi, Kareli, Khashuri Municipalities	1.0	0.3	0.3	24.4%	81.5%
20 00	State Security Service of Georgia	180.0	46.8	40.1	22.3%	85.7%
20 01	Providing State Security	147.7	36.9	32.0	21.7%	86.7%
20 02	Maintenance of Operational and Technical Activities	30.0	9.3	7.6	25.3%	81.9%
20 03	State Security Staff Training, Retraining and Raising Qualifications	2.4	0.6	0.5	21.6%	82.5%
21 00	Prosecutor's Office of Georgia	56.5	14.5	11.6	20.5%	79.8%
22 00	Office of the State Minister of Georgia for Reconciliation and Civil Equality	3.7	1.3	0.6	15.3%	42.4%
23 00	Ministry of Finance of Georgia	106.0	27.9	18.2	17.1%	65.2%
23 01	Public Finance Management	25.4	5.9	4.6	18.0%	77.8%
23 02	Revenue Collection and Improvement of Taxpayer Service Delivery	30.2	7.4	0.6	1.9%	7.6%
23 03	Prevention of Economic Crime	38.6	11.1	9.9	25.7%	89.7%
23 04	Electronic and Analytic Support of Finance Management	8.7	2.7	2.4	27.9%	88.8%
23 05	Improvement of Staff Qualifications in the Financial Sector	1.1	0.3	0.3	27.6%	88.4%
23 06	Supervision of Accounting, Reporting and Audit	2.0	0.5	0.4	19.3%	76.7%
24 00	Ministry of Economy and Sustainable Development of Georgia	558.2	127.9	93.7	16.8%	73.2%
24 01	Development and Implementation of Economic Policy	20.3	3.6	3.0	14.8%	82.7%
24 02	Regulation of Technical and Construction Sectors	1.9	0.6	0.4	22.7%	78.3%
24 03	Development of Standardization and Metrology Sectors	1.2	0.5	0.4	31.4%	74.6%
24 04	Regulation and Implementation activities of the system of market and supervision	1.8	0.5	0.2	13.8%	55.1%
24 05	Facilitation of Developments in Tourism	36.0	16.0	18.0	49.8%	112.3%
24 06	State Property Management	10.1	1.3	1.3	12.7%	100.0%
24 07	Development of Entrepreneurship	267.7	56.9	40.7	15.2%	71.5%
24 07 01	Administration of Entrepreneurship Development	4.2	1.0	1.1	26.1%	104.5%
24 07 02	Entrepreneurship Development Support	263.5	55.9	39.6	15.0%	70.9%
24 08	Development of Innovations and Technologies in Georgia	72.3	18.3	6.6	9.2%	36.3%
24 09	Regulation and Governance of Oil and Gas Sectors	0.7	0.3	0.2	34.7%	96.5%
24 10	International Obligations Coverage and Transportation Costs Subsidies in Transportation Field	10.0	2.0	0.7	6.9%	34.3%
24 11	Funding the costs of the natural gas supply for the Kazbegi and Dusheti municipalities mountainous communities	12.0	5.5	5.5	46.0%	100.0%
24 12	National Innovative Eco System Project of Georgia (WB)	2.5	2.5	0.7	26.0%	26.0%
24 13	Technical assistance Program for the support of the energy sector reform program (GESRP) of Georgia (EU-NIF, KfW)	4.0	1.0	0.0	0.0%	0.0%
24 14	Development of Power Transmission Grids of Systemic Importance	76.5	10.0	13.3	17.4%	132.8%
24 14 01	Regional Power Transmission Improvement Project	76.5	10.0	13.2	17.3%	131.8%

Code	Title	2023 Annual plan	3-month plan 2023 year	3-month performance 2023 year	3-month performance of 2023 y. towards annual plan %	3-month performance towards 3-month plan 2023 y. %
24 14 01 01	500 kV OHL "Tskaltubo-Akhaltzikhe-Tortum" (EU-NIF, KfW)	13.0	3.3	9.1	70.3%	281.1%
24 14 01 02	North Ring (EBRD), Namakhvani - Tskaltubo - Lajanuri (EBRD, KfW)	10.0	1.0	0.0	0.0%	0.0%
24 14 01 03	500 kV OHL "Jvari-Tskaltubo" (WB)	18.5	2.8	4.0	21.5%	143.6%
24 14 01 04	Strengthening of Guria Power Transmission Line Infrastructure (KfW)	20.0	2.0	0.0	0.0%	0.0%
24 14 01 05	Strengthening the Infrastructure of Kakheti (KfW)	5.0	0.0	0.1	1.7%	
24 14 01 06	"Kheledula-Lajanuri-Oni" (KfW)	10.0	1.0	0.0	0.0%	0.0%
24 14 03	Georgian Electricity Transmission Network Expansion open Program	0.0	0.0	0.1		
24 14 03 01	Construction of 500 kV OHL "Ksani-Stepantsminda" (EBRD, EU, KfW)	0.0	0.0	0.1		
24 15	Improvement of the electricity and natural gas supply to the population	3.6	0.2	0.2	6.8%	100.6%
24 16	Support to Professional Education in Navy and Marine Transportation	1.4	0.4	0.3	25.0%	100.0%
24 17	Anaklia Deepwater Port Development	2.9	0.8	0.4	14.7%	53.1%
24 18	Measures related to the repayment of obligations recognized under bilateral agreements	5.6	0.0	0.0	0.0%	
24 19	Vardnili and Enguri Hydro Power Plant Rehabilitation Project (EBRD, EIB, EU)	15.0	4.5	0.3	2.1%	7.1%
24 20	Spatial and urban development	7.0	1.7	0.3	4.8%	20.2%
24 21	Promoting the development of resorts	5.8	1.5	0.9	16.5%	63.2%
25 00	Ministry of Regional Development and Infrastructure of Georgia	3,330.9	400.5	478.7	14.4%	119.5%
25 01	Development and Management of Regions and Infrastructure Development Policy	8.4	1.8	1.6	19.6%	93.9%
25 02	Measures for the Improvement of Road Infrastructure	1,894.3	221.2	315.0	16.6%	142.4%
25 02 01	Highways program management	10.3	2.3	2.2	21.7%	97.8%
25 02 02	Road construction and maintenance	642.5	80.3	101.6	15.8%	126.6%
25 02 03	Express highways construction	1,241.5	138.6	211.1	17.0%	152.3%
25 03	Rehabilitation of Regional and Municipal Infrastructure	420.0	60.1	76.3	18.2%	127.0%
25 04	Rehabilitation and Recovery of Water Supply Infrastructure	520.0	95.0	71.7	13.8%	75.5%
25 05	Solid Waste Management Program	64.6	8.0	6.6	10.2%	82.5%
25 06	Support to IDPs	1.3	1.3	1.0	76.9%	76.9%
25 07	Construction and Rehabilitation of General Educational and preschool institutions Infrastructure	222.3	11.2	6.5	2.9%	58.4%
25 07 01	Construction-rehabilitation of public schools	122.3	6.2	6.5	5.3%	105.9%
25 07 02	Construction-rehabilitation of preschool institutions	100.0	5.0	0.0	0.0%	0.0%
25 08	Tourism infrastructure improvement measures	200.0	2.0	0.0	0.0%	0.0%
26 00	Ministry of Justice of Georgia	392.4	101.8	82.5	21.0%	81.0%
26 01	Development of Public Policy to Support the Law Making and Legal Protection of the Best Interests of Georgia, Including the Implementation of Criminal Law System	62.1	15.8	22.3	35.9%	140.6%
26 02	Establishment of Penitentiary system with International Standards	247.4	58.6	41.4	16.7%	70.7%
26 02 01	Penitentiary system management and improvement the living conditions to the accused/convicted	197.4	38.1	36.4	18.4%	95.5%
26 02 02	Provision of equivalent medical services to accused and convicts	10.0	2.5	2.5	24.8%	99.0%

Code	Title	2023 Annual plan	3-month plan 2023 year	3-month performance 2023 year	3-month performance of 2023 y. towards annual plan %	3-month performance towards 3-month plan 2023 y. %
26 02 03	Improving the infrastructure of Penitentiary system	40.0	18.0	2.6	6.4%	14.2%
26 03	Ensured Protection of the National Archive Fund, Introduction of Modern Technologies in Service Delivery and Access to Documents	7.8	2.1	1.8	22.8%	86.3%
26 04	Retraining of Staff Employed in the System of the Ministry of Justice of Georgia and Another interested persons	3.1	0.8	0.6	19.2%	76.6%
26 05	Development of Electronic Governance	4.0	2.5	2.5	62.4%	99.8%
26 06	Crime Prevention, Development of Probation System and Resocialization of Former Inmates	13.5	3.3	2.6	19.4%	78.6%
26 07	Development of Accessibility and Services Offered by the Public Service Hall	5.0	1.3	1.3	25.0%	100.0%
26 08	Facilitation of Land Registration and Development/Availability of Public Register Services	40.0	12.9	8.7	21.6%	66.9%
26 09	Development of Land Market in Georgia (WB)	9.5	4.5	1.1	11.3%	23.7%
26 10	Service Development and Accessibility of the State Service Development Agency	0.0	0.0	0.3		
27 00	Ministry of Internally Displaced Persons from The Occupied Territories, Labour, Health and Social Affairs of Georgia	6,858.4	1,649.9	1,635.1	23.8%	99.1%
27 01	Management of Internally Displaced Persons from The Occupied Territories, Labour, Health and Social Security Programs	92.6	22.5	23.5	25.3%	104.2%
27 01 01	Development and management of policies in the field of IDPs from the occupied territories and in the field of labor, health and social protection	12.1	2.8	3.1	25.8%	113.1%
27 01 02	Medical Activity Regulatory Program	7.2	1.9	1.5	20.8%	80.6%
27 01 03	Disease Control and Epidemiological Security Program Management	12.3	2.2	4.9	40.0%	220.7%
27 01 04	Social protection program management	21.3	5.5	5.8	27.3%	106.2%
27 01 05	State care, human trafficking (trafficking) Victims Protection and Assistance Management	10.8	2.7	2.5	23.1%	92.3%
27 01 06	Emergency Coordination and Emergency Assistance Management	5.1	1.3	1.2	22.7%	91.8%
27 01 07	Statement for Refugees, Eco-Migrants and Livelihoods	6.3	1.6	1.4	22.3%	88.8%
27 01 08	Management of employment promotion services	1.5	0.4	0.3	17.3%	67.8%
27 01 09	Management of State Health Care Programs	4.9	1.3	0.9	17.5%	66.6%
27 01 10	Development and Management of Information Technology Systems	10.4	2.8	1.8	16.9%	62.8%
27 01 11	Promotion and management of individual medical care of citizens	0.7	0.2	0.2	23.2%	96.3%
27 02	Social Protection of Population	4,878.9	1,219.5	1,213.3	24.9%	99.5%
27 02 01	Provision of Pension for Population	3,379.2	841.8	850.0	25.2%	101.0%
27 02 02	Social Assistance for Targeted Groups of Population	1,340.1	336.2	323.5	24.1%	96.2%
27 02 03	Social Rehabilitation and Childcare	66.6	16.9	14.8	22.2%	87.6%
27 02 04	Social Benefits at Highland settlements	85.0	22.8	23.3	27.4%	102.4%
27 02 05	State care, human trafficking (trafficking) Victims Protection and Assistance Provision	8.0	1.9	1.8	21.9%	90.7%
27 03	Healthcare Services to Population	1,454.1	313.7	305.2	21.0%	97.3%
27 03 01	Universal Healthcare services to population	880.0	189.6	195.6	22.2%	103.2%
27 03 02	Public Health Care	109.8	18.3	18.0	16.4%	98.3%
27 03 02 01	Early detection of the Disease and Screening	2.9	0.7	0.6	20.0%	79.3%
27 03 02 02	Immunization	35.6	3.2	2.1	5.8%	64.4%

Code	Title	2023 Annual plan	3-month plan 2023 year	3-month performance 2023 year	3-month performance of 2023 y. towards annual plan %	3-month performance towards 3-month plan 2023 y. %
27 03 02 03	Epidemiological Surveillance	2.7	0.4	0.3	10.5%	82.0%
27 03 02 04	Safe Blood	6.1	1.5	1.2	20.3%	82.2%
27 03 02 05	Promotion of obligations in the field of public health, the environment and occupational diseases	0.3	0.1	0.06	19.1%	85.1%
27 03 02 06	Tuberculosis Management	17.2	3.1	4.6	26.8%	149.9%
27 03 02 07	HIV / AIDS Management	16.0	3.0	4.6	28.5%	153.7%
27 03 02 08	Maternal and Child Health	8.2	1.8	1.6	19.3%	90.1%
27 03 02 09	Treatment of Drug-addicted patients	13.7	3.2	2.5	17.9%	77.4%
27 03 02 10	Support of Health Care	2.1	0.3	0.1	6.2%	43.3%
27 03 02 11	Management of Hepatitis C	5.0	1.2	0.5	9.1%	37.7%
27 03 03	Provision Of Medical Services To The Population In Priority Areas	463.8	105.9	91.6	19.7%	86.5%
27 03 03 01	Mental Health	50.0	11.7	9.3	18.7%	79.6%
27 03 03 02	Management of Diabetes	30.0	6.0	1.5	5.1%	25.8%
27 03 03 03	Oncohematology Service for children	3.0	0.7	0.6	20.8%	87.3%
27 03 03 04	Dialysis And Kidney Transplantation	56.0	6.6	4.8	8.6%	73.2%
27 03 03 05	Palliative care of incurable patients	5.2	1.4	1.4	26.6%	95.6%
27 03 03 06	Treatment Of Patients With Rare Diseases And Undergoing Permanent Replacement Treatment	30.0	6.0	13.3	44.3%	221.8%
27 03 03 07	Provision of primary and emergency medical care	198.6	49.4	31.2	15.7%	63.1%
27 03 03 08	Referral Services	45.0	10.5	15.5	34.4%	147.6%
27 03 03 09	Examination of Citizens to be recruited to defense forces service	1.0	0.2	0.06	5.9%	32.1%
27 03 03 10	Management of New Coronavirus Disease – COVID-19	40.0	12.0	12.3	30.8%	102.3%
27 03 03 11	Organ transplantation	5.0	1.3	1.5	30.5%	117.3%
27 03 04	Postgraduate Medical Education	0.5	0.02	0.0	0.0%	0.0%
27 04	Rehabilitation and Equipment of Healthcare Facilities	99.8	17.4	1.4	1.4%	7.8%
27 05	Reform Agenda of Labor and Employment System	90.3	16.6	23.8	26.3%	143.4%
27 06	Support of IDPS and Migrants;	242.7	60.2	68.0	28.0%	113.0%
27 06 01	Reintegration assistance for migrants returning to Georgia	0.7	0.1	0.04	5.8%	26.5%
27 06 02	Management of Eco-Migrant Migration	7.0	3.1	1.3	18.5%	42.1%
27 06 03	Establishment of Proper Social and Living Conditions for IDP's	233.9	56.9	66.7	28.5%	117.2%
27 06 04	Integration Assistance of Persons with International Protection	0.1	0.02	0.01	14.9%	56.5%
27 06 05	Livelihood Program	1.1	0.1	0.02	2.0%	29.0%
28 00	Ministry of Foreign Affairs of Georgia	186.0	52.7	43.5	23.4%	82.5%
28 01	Foreign Policy Implementation	185.0	52.5	43.3	23.4%	82.5%
28 01 01	Foreign Policy Planning and Management	175.3	47.1	39.0	22.3%	82.8%
28 01 02	Securing Financial Obligations In International Organizations	6.3	4.1	3.8	60.0%	92.2%
28 01 03	Translation and certification of international agreements and other documents	0.2	0.1	0.06	33.8%	94.6%

Code	Title	2023 Annual plan	3-month plan 2023 year	3-month performance 2023 year	3-month performance of 2023 y. towards annual plan %	3-month performance towards 3-month plan 2023 y. %
28 01 04	Diasporal Politics	1.9	0.9	0.1	6.5%	14.0%
28 01 05	Informing the Society on integration In European and Euro-Atlantic structures issues	1.3	0.3	0.3	23.9%	94.7%
28 02	Advancement of Staff Qualifications in International Relations	1.0	0.2	0.2	21.9%	90.5%
29 00	Ministry of Defence of Georgia	1,260.0	310.9	312.4	24.8%	100.5%
29 01	Management of Defence	506.6	127.0	111.2	22.0%	87.6%
29 02	Vocational Military Education	76.2	19.5	19.0	24.9%	97.1%
29 03	Healthcare and Social Security	53.8	15.0	11.2	20.8%	74.7%
29 04	Management, Control, Telecommunication and Computer Systems	16.5	6.4	3.1	18.8%	48.4%
29 05	Development of Infrastructure	100.0	35.0	53.0	53.0%	151.4%
29 06	International Peacekeeping Missions	2.0	0.5	0.3	15.0%	59.9%
29 07	Scientific Research and Development of Military Production and Manufacturing	44.6	17.6	8.0	18.0%	45.6%
29 08	Development of Defence capability	174.4	17.0	43.2	24.8%	254.9%
29 09	Provision of Logistics	285.9	73.0	63.4	22.2%	86.8%
30 00	Ministry of Internal Affairs of Georgia	1,106.0	268.5	252.4	22.8%	94.0%
30 01	Public Order and Development of International Cooperation	852.1	202.5	186.9	21.9%	92.3%
30 02	Protection of the State Border	124.6	30.9	29.4	23.6%	95.0%
30 03	Improvement of Security Levels of the Natural Persons and Legal Entities (including Property), Diplomatic Missions and National Treasure	14.4	3.6	3.3	23.0%	92.0%
30 04	Highly Qualified Staff Training and Retraining of Law Enforcement Bodies, Digitalization of Archive Funds, Scientific-Research Operation and Citizen Service	7.8	2.0	1.8	23.4%	93.1%
30 05	Healthcare of the Staff Employed at the Ministry of Internal Affairs of Georgia and at the State Security Service of Georgia	4.4	1.1	1.2	27.4%	107.1%
30 06	Improvement of Civil Security Levels, Creation and Management of Public Stock of Tangible Items	102.6	28.4	29.7	29.0%	104.7%
31 00	Ministry of Environmental Protection and Agriculture of Georgia	698.5	169.4	164.5	23.5%	97.1%
31 01	Environmental Protection and Agriculture Development Program	20.2	3.2	8.9	44.0%	277.2%
31 01 01	Elaborating policy and Management for environment protection and agriculture development	12.7	2.3	8.5	67.0%	361.7%
31 01 02	Biodiversity Protection measures	0.4	0.0	0.0	0.0%	
31 01 03	Provisiton of Functioning of Information Technologies and Electronic Systems	7.1	0.9	0.4	5.5%	45.5%
31 02	Food Safety, Plant Protection and Epizootic Trustworthiness	63.5	21.8	8.6	13.5%	39.3%
31 03	Development of Viticulture and Wine-Making	67.4	3.8	1.7	2.5%	45.2%
31 04	Implementation of Scientific Research Studies in Agriculture	5.9	1.3	1.1	19.6%	85.1%
31 05	Common Agro Project	346.4	87.2	100.2	28.9%	114.8%
31 05 01	Management of the Agriculture projects	12.7	3.6	3.1	24.6%	88.2%
31 05 02	Preferential Agro Credits	200.0	50.0	73.9	36.9%	147.8%
31 05 03	Agro-Insurance	12.0	0.3	0.1	0.6%	30.4%
31 05 04	Plant the future	35.0	10.0	8.8	25.1%	87.8%
31 05 05	Georgian Tea	1.0	0.2	0.02	1.8%	12.0%

Code	Title	2023 Annual plan	3-month plan 2023 year	3-month performance 2023 year	3-month performance of 2023 y. towards annual plan %	3-month performance towards 3-month plan 2023 y. %
31 05 06	Co-financing project for processing and storage enterprises	25.0	5.0	4.2	16.8%	84.1%
31 05 07	Registration Project for Farms/Farmers	0.3	0.1	0.1	23.7%	83.8%
31 05 08	Project Technical Support Program	1.0	0.2	0.1	14.5%	72.3%
31 05 09	Infrastructural development of agricultural cooperatives	5.0	1.0	0.2	4.6%	23.0%
31 05 10	Harvesting Agricultural Machinery Co-financing Program	7.0	1.0	0.05	0.7%	4.9%
31 05 11	Popularization of Georgian agro-food products	1.5	1.0	1.1	75.8%	113.7%
31 05 12	Imereti Agrozone	4.0	2.0	1.0	25.0%	50.0%
31 05 13	Promoting organic production program	0.5	0.1	0.01	1.2%	12.3%
31 05 14	Pilot program for women	0.4	0.1	0.1	24.9%	199.3%
31 05 15	Development Support of Agro sector	10.0	1.9	0.7	6.9%	36.3%
31 05 15 01	Breastfeeding Modernization and Market Access Program (DiMMA)	10.0	1.9	0.7	6.9%	36.3%
31 05 16	Leader program	1.0	0.2	0.0	0.0%	0.0%
31 05 17	State Program of Co-financing Agricultural Mechanization	10.0	0.5	0.0	0.0%	0.0%
31 05 18	Nut production promotion program	20.0	10.3	6.6	33.2%	64.5%
31 06	Modernization of Irrigation Systems	95.0	30.8	26.3	27.7%	85.5%
31 06 01	Rehabilitation and purchasing equipment for amelioration system	40.0	12.0	17.0	42.5%	141.7%
31 06 02	Ongoing technical operation of the amelioration infrastructure	25.0	6.0	6.0	24.0%	100.0%
31 06 03	Improvement of Irrigation and Drainage Systems (WB)	30.0	12.8	3.3	11.2%	26.1%
31 07	Environmental Surveillance	26.0	6.0	5.1	19.7%	85.7%
31 08	Establishment and Management of the Protected Areas System	31.5	6.4	4.6	14.5%	70.9%
31 09	Establishment and Management of Forestry System	21.0	4.2	3.5	16.7%	83.8%
31 10	Formation and Governance of Agency of Wildlife	1.2	0.4	0.3	29.0%	96.0%
31 11	Informational accessibility and Education for Sustainable Development Environmental Programs' on Protection and Agriculture	1.8	0.5	0.7	40.5%	154.3%
31 12	Protection of Nuclear and Radioactive Security	1.4	0.4	0.3	22.7%	82.3%
31 13	Forecast, Assessment, Prevention and Monitoring of Environmental Protection	8.0	1.2	0.8	10.3%	65.9%
31 14	Diagnosis of Consumption Products, Animal and Plant Diseases	5.0	1.5	1.7	33.3%	113.5%
31 15	National Program of Monitoring the sustainable land management and land use	4.4	0.6	0.6	13.1%	89.2%
32 00	Ministry of Education and Science of Georgia	2,030.8	462.4	471.4	23.2%	101.9%
32 01	Development of Public Policy and Program Management of Education and Science	53.8	10.2	9.8	18.3%	96.2%
32 02	Pre-school and General Education	1,341.0	336.1	337.9	25.2%	100.6%
32 02 01	General educational school funding	1,116.0	277.0	278.1	24.9%	100.4%
32 02 02	Support Teachers' professional development	11.7	2.8	3.0	26.1%	107.3%
32 02 03	Provision of safe educational environment	30.3	7.5	6.7	22.1%	89.0%
32 02 03 01	Administration of Safe Educational Environment Program	3.0	0.8	0.8	25.1%	95.4%

Code	Title	2023 Annual plan	3-month plan 2023 year	3-month performance 2023 year	3-month performance of 2023 y. towards annual plan %	3-month performance towards 3-month plan 2023 y. %
32 02 03 02	Provision of safe educational environment	27.3	6.7	5.9	21.8%	88.2%
32 02 04	Encouraging successful pupils	1.3	0.3	0.4	28.8%	130.2%
32 02 05	Providing educational and living conditions for especially talented pupils	0.3	0.1	0.06	25.9%	99.7%
32 02 06	Providing pupils with textbooks	33.3	2.2	2.0	6.0%	90.3%
32 02 07	Financial assistance to teachers and administrative-technical staff in the occupied regions	4.5	1.1	1.1	24.5%	98.0%
32 02 08	Access to general education for accused and convicted persons	0.4	0.1	0.1	19.7%	78.3%
32 02 09	Development and facilitation of the implementation of the National Curriculum	0.5	0.1	0.06	12.3%	88.2%
32 02 10	Providing transportation for public school students	40.0	11.6	13.1	32.8%	113.0%
32 02 11	Program "My First Computer"	43.6	27.5	27.5	63.2%	100.0%
32 02 12	Promoting General Education	5.0	0.9	1.7	33.9%	184.9%
32 02 13	Promoting General Education Reform	54.3	4.8	4.1	7.6%	85.5%
32 03	Vocational Education	87.4	22.9	24.8	28.3%	108.2%
32 03 01	Promoting the Development of Vocational Education	71.5	18.3	20.8	29.0%	113.5%
32 03 02	Development of Vocational Capacities	12.0	3.8	3.1	26.1%	82.3%
32 03 03	Vocational training of ethnic minorities	3.9	0.8	0.9	22.4%	109.0%
32 04	Higher Education	147.5	22.9	30.8	20.9%	134.8%
32 04 01	Exams organization	17.1	2.9	2.4	14.0%	83.0%
32 04 02	State education, master grants and youth promotion	120.0	18.5	24.4	20.4%	132.0%
32 04 03	Promoting Higher Education	0.5	0.1	0.1	18.5%	74.0%
32 04 04	Promoting Education Abroad	7.2	0.5	0.3	4.3%	67.9%
32 04 05	Promotion of Higher Education Institutions	2.7	0.9	3.6	131.8%	398.9%
32 05	Support to Scientific Research and Studies	75.8	19.0	19.2	25.3%	101.1%
32 05 01	Promotion of Scientific Grants and Scientific Research	35.4	9.1	10.9	30.8%	119.6%
32 05 02	Programs of Scientific Institutions	7.6	2.0	1.8	24.2%	91.0%
32 05 03	Promotion of the Georgian Academy of Agricultural Sciences	1.3	0.3	0.3	24.0%	93.6%
32 05 04	Promotion of Scientific Research	29.9	7.1	6.1	20.3%	85.6%
32 05 05	Popularization of science	1.5	0.4	0.01	0.8%	3.2%
32 06	Inclusive Education	45.6	11.7	11.7	25.7%	99.9%
32 07	Development of Infrastructure	229.0	35.7	35.8	15.6%	100.3%
32 07 01	Development of infrastructure of general education institutions	179.1	29.0	29.1	16.2%	100.1%
32 07 02	Development of infrastructure of vocational education institutions	35.0	2.0	2.4	6.9%	120.7%
32 07 03	Development of Infrastructure of Legal Entities of Public Law and Territorial Bodies within the System of the Ministry	2.0	0.3	0.2	9.4%	64.8%
32 07 04	Development of infrastructure of higher education and scientific institutions	10.1	2.1	2.0	19.6%	92.4%
32 07 05	Development of Public School Operation and Maintenance System	2.8	2.3	2.2	77.6%	96.1%
32 08	Innovation, Inclusion and Quality Project - Georgia I2Q (WB)	17.8	2.5	0.9	5.0%	35.4%

Code	Title	2023 Annual plan	3-month plan 2023 year	3-month performance 2023 year	3-month performance of 2023 y. towards annual plan %	3-month performance towards 3-month plan 2023 y. %
32 09	Vocational Education 1 (KfW)	15.0	0.6	0.2	1.1%	27.3%
32 10	Modern Skills for a Better Employment Sector Development Program - Project (ADB)	18.0	0.9	0.3	1.5%	29.7%
33 00	Ministry of Culture, Sport and Youth of Georgia	431.2	104.4	84.0	19.5%	80.5%
33 01	Development of Public Policy and Program Management of Culture, Sports and Youth	9.2	2.6	1.9	20.1%	71.9%
33 02	Higher Education in Art and Sport	17.2	3.7	3.6	21.1%	97.2%
33 03	Development of Infrastructure	48.7	8.0	2.1	4.3%	26.5%
33 04	Facilitation of Sport's and Art's Institutions	12.1	2.9	1.6	13.3%	56.3%
33 05	Facilitation of Development of Culture	98.1	23.6	19.4	19.8%	82.2%
33 06	Protection of Cultural Heritage and Museum System Improvement	39.5	6.4	4.8	12.2%	75.3%
33 07	Development and Popularization of Mass and High Achievements in Sports	177.1	54.5	46.7	26.4%	85.7%
33 08	Social Security Events for Public Figures of Sports and Culture	23.4	1.8	3.2	13.9%	176.3%
33 09	Support of Youth	5.9	0.8	0.6	9.4%	67.2%
34 00	Georgian Intelligence Service	18.0	4.5	4.2	23.1%	92.6%
35 00	LEPL - Civil Service Bureau	1.8	0.4	0.4	22.0%	88.1%
36 00	LEPL - Legal Aid Service	10.4	2.4	2.4	23.0%	97.5%
37 00	LEPL - State Office of Veterans' Affairs	15.0	3.5	2.0	13.0%	55.1%
38 00	LEPL – Financial Monitoring Service of Georgia	4.3	1.8	0.5	10.7%	25.3%
39 00	Personal data protection service	5.0	1.4	0.9	18.5%	67.8%
40 00	Special State Protection Service of Georgia	82.8	24.2	18.6	22.4%	76.7%
40 01	Provision of Security for Individuals and Facilities Subject to Protection	72.1	20.2	15.5	21.4%	76.5%
40 02	Maintenance of Public Facilities	10.2	3.8	2.9	28.9%	77.1%
40 03	LEPL - Government Special Communication Agency	0.5	0.2	0.2	35.2%	99.6%
41 00	Public Defender Office (Ombudsman) of Georgia	9.3	2.7	2.0	21.7%	74.8%
42 00	LEPL – Public Broadcaster	101.2	25.3	25.3	25.0%	100.0%
43 00	LEPL – National Competition Agency of Georgia	5.0	1.5	0.9	17.6%	60.3%
44 00	The Administration of the Temporary Administrative-Territorial Unit on the Territory of the Former South Ossetian Autonomous Region - Administration of South Ossetia	2.8	0.8	0.7	26.0%	90.8%
45 00	Patriarchate of Georgia	25.0	9.6	8.9	35.6%	93.0%
45 01	Grant Financing for Religious Education	14.8	4.9	4.1	28.0%	83.8%
45 02	NNLE - Religious Education Centre of the Patriarchy of Georgia Named After St. Svimon Cananeli	0.6	0.2	0.2	31.7%	99.7%
45 03	NNLE - Transfer Grant to the Education Centre of Batumi and Lazeti Eparchy	1.8	0.7	0.5	27.5%	70.5%
45 04	NNLE - Orphanage of the Georgian Patriarchy Named After St. Nino for Children Left Without Parental Care	0.7	0.2	0.1	12.3%	37.6%
45 05	NNLE - Grant Financing for Orphanage of Batumi Eparchy within the Georgian Patriarchy Named After St. Catherine Martyr	0.3	0.1	0.1	26.3%	93.9%
45 06	NNLE - Religious Education Centre of Georgian Patriarchy Named After St. Andrew the First Called	0.9	0.5	0.4	49.4%	95.4%
45 07	NNLE - Grant Financing for the Rehabilitation Centre at Monastery Named After St. George of Mtatsminda	0.2	0.1	0.06	25.0%	99.3%

Code	Title	2023 Annual plan	3-month plan 2023 year	3-month performance 2023 year	3-month performance of 2023 y. towards annual plan %	3-month performance towards 3-month plan 2023 y. %
45 08	NNLE - Grant Financing for Georgian University of the Patriarchy of Georgia Named After St. Andrew the First Called	1.9	0.6	1.1	60.6%	182.2%
45 09	NNLE - Grant Financing for the University of the Patriarchy of Georgia Named After Tbel Abuseridze	1.8	1.2	1.2	65.2%	99.7%
45 10	NNLE - Grant Financing for Rehabilitation and Adaptation Centre of Children with Limited Hearing	0.1	0.1	0.05	50.0%	100.0%
45 11	Subsidies to the Television Company of the Patriarchy of Georgia	0.8	0.4	0.4	50.0%	100.0%
45 12	NNLE - Grant Financing for Training Centre of Akhalkalaki and Kumurdo Eparchy	0.5	0.3	0.3	61.3%	95.8%
45 13	NNLE - Education, Arts and Recreation Centre of Poti	0.7	0.4	0.4	53.6%	100.0%
46 00	LEPL - Levan Samkharauli National Forensics Bureau	13.0	4.6	3.6	27.6%	78.0%
47 00	LEPL - National Statistics Office of Georgia, GeoStat	20.9	4.0	3.1	14.6%	77.0%
47 01	Planning and Management of Statistics	7.8	2.0	1.7	21.7%	85.4%
47 02	Public Program of Statistics	5.3	1.2	1.0	19.6%	85.0%
47 03	Universal Census of Population and Housing of Georgia	7.8	0.8	0.3	4.2%	42.9%
48 00	LEPL - Georgian National Academy of Science	4.7	1.2	1.1	23.1%	90.0%
49 00	Georgian Chamber of Commerce and Industry	1.9	0.5	0.4	21.2%	81.8%
50 00	LEPL-State Agency for Religious Issues	6.5	1.7	1.6	24.1%	92.9%
51 00	Special Investigation service	17.0	3.9	2.6	15.2%	66.6%
52 00	LEPL - State Language Department	1.0	0.2	0.1	13.6%	66.4%
53 00	LEPL - Public Private Partnership Center	0.5	0.1	0.1	13.7%	54.0%
54 00	The Office of the National Security Council	3.8	1.1	0.7	18.1%	64.3%
55 00	Expenditures of General-State Importance	3,985.8	914.7	819.2	20.6%	89.6%
55 01	External debt service and repayments	1,696.0	412.4	367.5	21.7%	89.1%
55 02	Domestic debt service and repayments	715.0	222.0	219.5	30.7%	98.9%
55 03	Liabilities regarding international financial organizations	2.8	0.0	0.0	0.0%	
55 04	Transfers for autonomous republics and municipalities	515.0	98.3	143.5	27.9%	146.0%
55 04 01	Transfers to Autonomous Republics	14.0	7.0	7.0	50.0%	100.0%
55 04 02	Transfers to municipalities	501.0	91.3	136.5	27.2%	149.5%
55 05	Government Reserve Fund of Georgia	60.0	10.0	0.0	0.0%	0.0%
55 06	Funds for Repayment of debt accumulated in previous years and execution of court decisions	40.0	5.0	0.8	2.0%	15.8%
55 07	Regional Development Fund of Georgia	400.0	80.0	0.0	0.0%	0.0%
55 08	Mountainous Community Development Fund	20.0	3.0	0.0	0.0%	0.0%
55 09	Funding simultaneous bonus for the established state awards of Georgia	0.2	0.1	0.04	19.9%	79.6%
55 10	Co-financing of Operating Expenses and Other Liabilities In the frame of international agreements	0.8	0.02	0.0	0.0%	0.0%
55 11	Co-financing Cumulative Pension Schemes	310.0	75.0	82.0	26.5%	109.3%
55 12	Financial support for planned reforms in municipalities in cooperation with international partners	15.0	5.0	5.0	33.3%	100.0%
55 13	General-State Expenditures Financed by Donors	211.0	4.0	0.9	0.4%	23.5%
55 13 01	Adjara Solid Waste Project (EBRD, SIDA)	6.0	0.0	0.0	0.0%	

Code	Title	2023 Annual plan	3-month plan 2023 year	3-month performance 2023 year	3-month performance of 2023 y. towards annual plan %	3-month performance towards 3-month plan 2023 y. %
55 13 02	Batumi Bus Project (E5P, EBRD)	0.5	0.1	0.1	21.3%	106.7%
55 13 03	Tbilisi Solid Waste Management	37.0	0.0	0.0	0.0%	
55 13 04	Adjara Rural Water Supply and Sewerage Program, Georgia (EU, KfW)	35.0	2.3	0.0	0.0%	0.0%
55 13 05	Housing Cities Investment Program	20.5	1.7	0.8	4.1%	50.1%
55 13 06	Tbilisi Metro Project (EBRD)	40.0	0.0	0.0	0.0%	
55 13 07	Sustainable Urban Mobility (KfW)	34.0	0.0	0.0	0.0%	
55 13 08	Assistance and Rehabilitation Project of Micro, Small and Medium Enterprises of Georgia (Component of National Bank of Georgia) (WB)	3.0	0.0	0.0	0.0%	
55 13 09	Tbilisi Bus Project - Phase II (EBRD)	35.0	0.0	0.0	0.0%	
58 00	NNLE - Millennium Fund	0.0	0.0	0.002		
63 00	NNLE - Peace Foundation for a Better Future	0.0	0.0	0.2		