



2024 Y.

# Monthly Review of 2023 State Budget Execution (January- December)

Budget Analysis Unit

E-mail: [pbo@parliament.ge](mailto:pbo@parliament.ge)



Parliamentary Budget Office, 2024 Y.



### In January-December 2023:

- State Budget total revenues amounted to **22,679.5 million GEL**, which is 102.3% of the annual plan;
- The main share of total revenues, 74.9% comes from the **tax revenues**, that have increased in point of nominal expression, as well as it's share in total revenues compared to 2021-2022;
- State Budget total expenditures amounted to **22,349.7 million GEL**, which is 100.2% of the annual plan;
- The main share of total expenditures, 75.7% comes from the **expenses**, that have increased in point of nominal expression compared to 2021-2022 years, as to its share in total expenditures this indicator has increased compared to the same indicator of 2021 year, whereas, the noted indicator has decreased slightly compared to 2022 year;
- The net Accumulation in the stock of cash amounted to **329.8 million GEL** and the State Budget balance was defined at **1,577.3 million GEL** by January the 1<sup>st</sup> of 2024.

## Main Indicators of the State Budget

According to the law of Georgia<sup>1</sup> “on State Budget of Georgia 2023”, the planned annual **total revenues** were defined with the amount of 22,170.9 million GEL, while the planned annual **total expenditures** defined - 22,311.3 million GEL. In January-December 2023, the execution of total revenues amounted to 22,679.5 million GEL (102.3% of the annual plan) and exceeds the same indicator of previous year by 2,150.3 million GEL (by 10.5%), while execution of total expenditures was – 22,349.7 million GEL (100.2% of the annual plan) which exceeds the indicator of January-December of previous year by 2,186.7 million GEL (by 10.8%).

The diagram below represents the 2014-2023 annual budget plans and 12-month performance indicators of the State Budget total revenues and total expenditures.

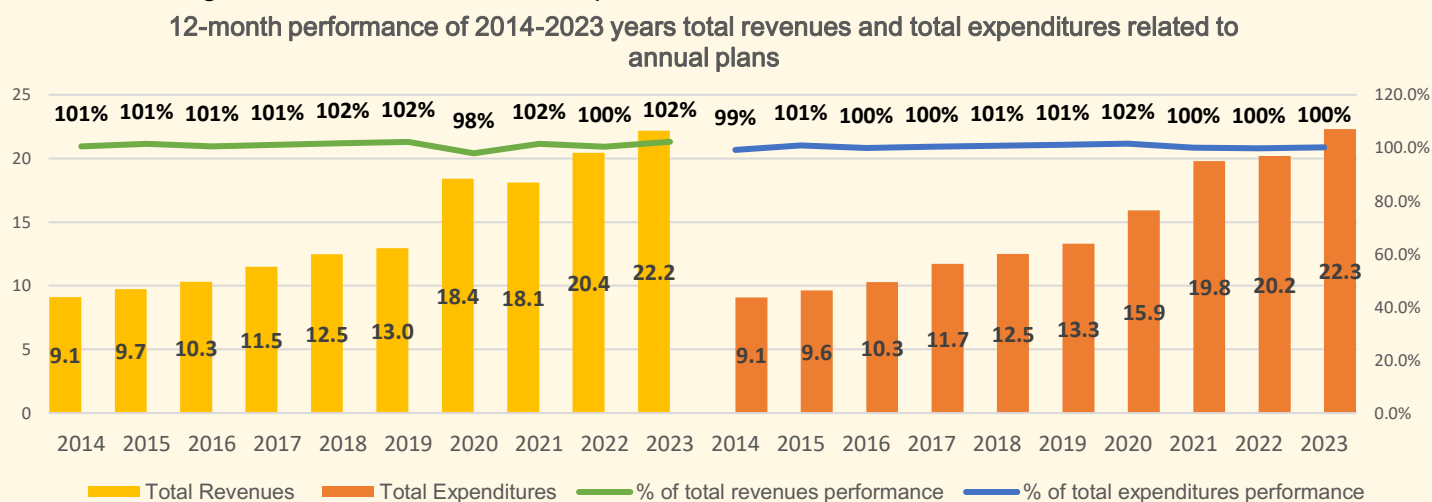


Diagram 1: 12-month performance of 2014-2023 years total revenues and total expenditures related to annual plans (billion GEL, %).

As to the **total revenues** according to components, the performance of the components of revenues, disposals of nonfinancial assets and incurrence of liabilities exceed the annual plan and correspondingly, reaches 102.6%, 101.7% and 105.7% of the annual plan. As to the disposals of financial assets significant negative deviation is attested towards the annual plan – reaching 64.6%.

Concerning the performance of the largest component of **total expenditures** – expenses – is estimated at 100.2% of the annual plan. Also, component of acquisitions of nonfinancial assets and acquisitions of financial assets stands out with high performance level and correspondingly, amount to 100.4% and 105.5%. The indicator of reductions of liabilities stand out with good performance level towards the annual plan, with the amount of 97.7%.

Title	2023 annual plan	12-month performance	%- According to annual plan	Title	2023 annual plan	12-month performance	%- According to annual plan
<b>Total revenues</b>	<b>22,170.9</b>	<b>22,679.5</b>	<b>102.3%</b>	<b>Total expenditures</b>	<b>22,311.3</b>	<b>22,349.7</b>	<b>100.2%</b>
Revenues	18,239.9	18,716.5	102.6%	Expenses	16,899.9	16,928.1	100.2%
Disposals of nonfinancial assets	200.0	203.4	101.7%	Acquisitions of nonfinancial assets	3,955.7	3,972.8	100.4%
Disposals of financial assets	450.0	290.8	64.6%	Acquisitions of financial assets	337.2	355.9	105.5%
Incurrence of liabilities	3,281.0	3,468.8	105.7%	Reductions of liabilities	1,118.5	1,092.9	97.7%

Table 1: 12-month performance of 2023 state budget total revenues and total expenditures by components (million GEL, %).

<sup>1</sup> Official law of the Parliament of Georgia on amending law of Georgia “on State Budget of Georgia 2023”, October 6, 2023.

In 2023, the State Budget **gross operating balance**<sup>2</sup> was defined by 1,788.4 million GEL in 12-month period, whereas the **net lending/net borrowing balance**<sup>3</sup> amounted to -1,981.0 million GEL. The diagram below represents the 12-month gross operating and net lending/net borrowing balance dynamics in 2014-2023.

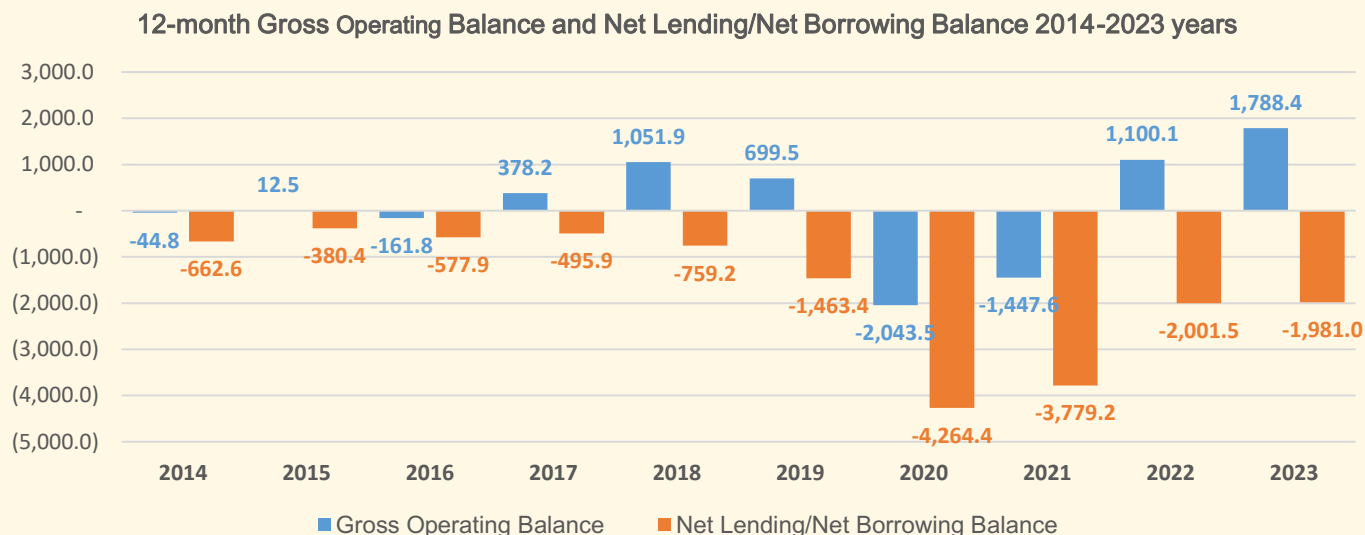


Diagram 2: 12-month Gross Operating Balance and Net Lending/Net Borrowing Balance 2014-2023 years (million GEL).

As to the **net change in the stock of cash**, at the beginning of the year, the adjusted State Budget balance was 1,247.5 million GEL. With January-December total revenues and total expenditures taken into account, the net accumulation in the stock of cash amounted to 329.8 million GEL and the State Budget balance was defined at 1,577.3 million GEL by January the 1<sup>st</sup> of 2024.

<sup>2</sup> Gross Operating Balance is the difference between revenues and expenses. It can be both positive and negative.

<sup>3</sup> Net Lending/Net Borrowing Balance is the distinction between gross operating balance and Gross investment in nonfinancial assets and indicates the Budget surplus (positive value) and Budget deficit (negative value).

## December Indicators of the State Budget Execution

**Total revenues** of December 2023 amounted to 2,502.2 million GEL, more than the November indicator by 684.2 million GEL, while it lags behind the indicator of December of the previous year by 591.8 million GEL (mainly by the influence of the decrease in receipts under the article of incurrance of liabilities). As to the **total expenditures** of December 2023, its amount is 2,729.1 million GEL, which is more than the November indicator by 782.9 million GEL, and compared to the figure of December 2022, it has decreased by 495.1 million GEL.

The diagram below presents 2021-2023 State Budget Total Revenues and Total Expenditures by months.

2021-2023 State Budget Total Revenues and Total Expenditures by months

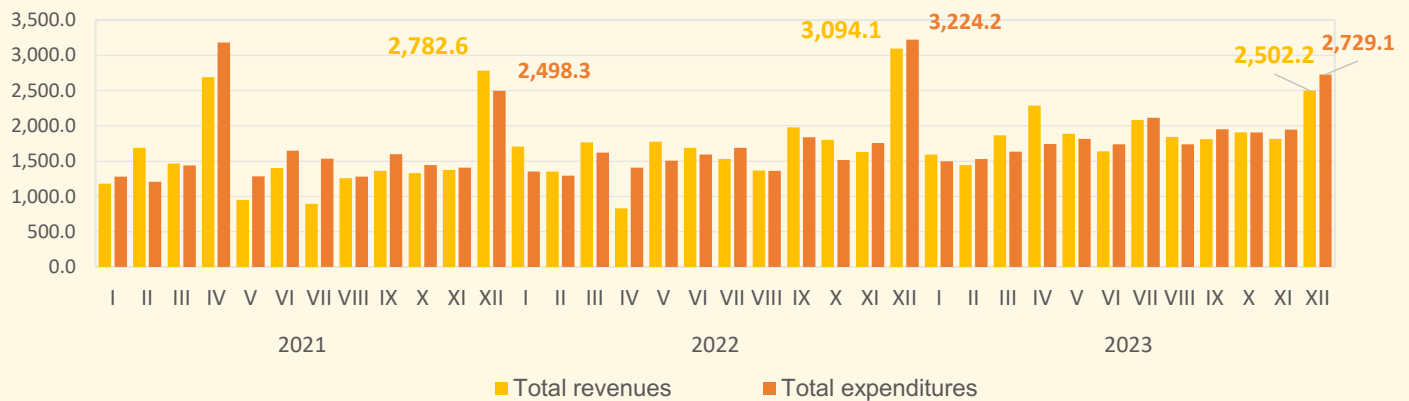


Diagram 3: 2021-2023 State Budget total revenues and total expenditures by months (million GEL).

As to the state budget **total revenues** and **total expenditures** of December by components:

The formation of total revenues was generally implemented by revenues (73.8%) and by funds received as a result of incurrance of liabilities (21.2%). 26.9 million GEL was received by way of disposals of financial assets, whereas 97.7 million GEL was received from the realization of nonfinancial assets.

Total revenues according to components

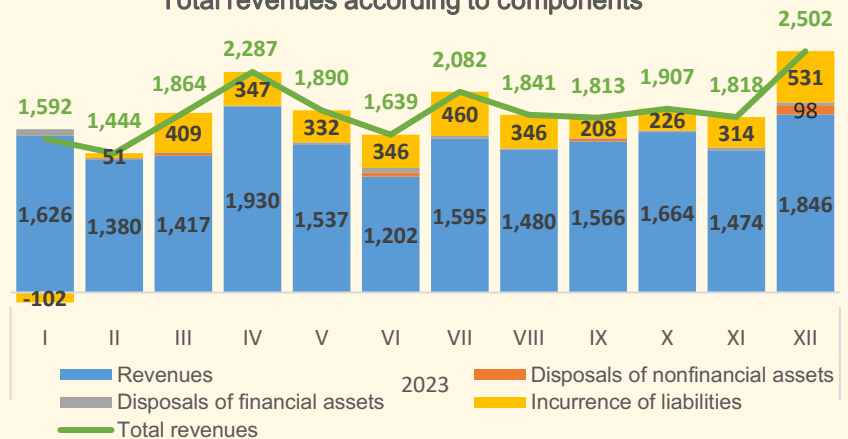


Diagram 4: Total revenues according to components to (million GEL).

The performance of 2023 December expenses amounted to 1,895.4 million GEL. The performance indicators of acquisitions of nonfinancial assets and financial assets correspondingly amounted to 618.4 million GEL and 117.3 million GEL, whereas, the performance of reductions of liabilities was defined at 98.0 million GEL.

Total Expenditures according to components

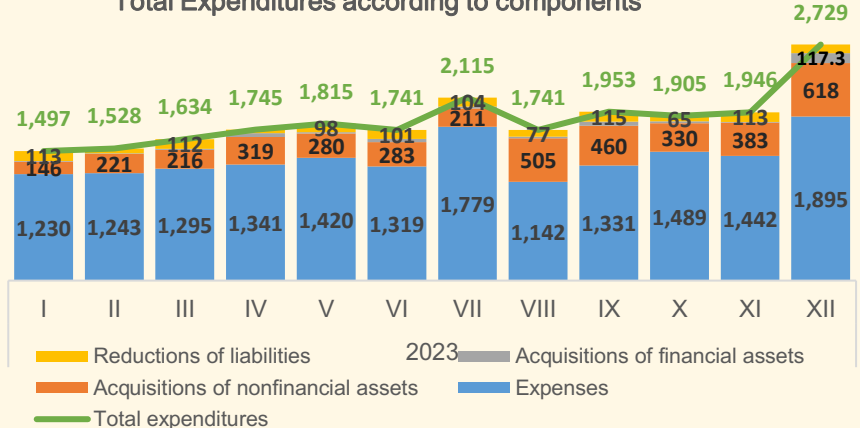


Diagram 5: Total expenditures according to components (million GEL).

The review of **revenues received from taxes** is important in total revenues. 90.4% of December revenues and 66.7% of total revenues are received from taxes. Particularly, in December, the State Budget received

1,669.9 million GEL from taxes, by 279.2 million GEL (by 20.1%) more than the November indicator (1,390.7 million GEL), which is mainly related to the significant (by 146.7 million GEL) growth of other taxes. Compared to the previous month, revenues from all other taxes, except for import tax (which was reduced by 2.0 million GEL), also increased: value added tax increased by 10.7 million GEL, profit tax - by 86.9 million GEL, income tax - by 25.8 million GEL, and excise tax - by 11.1 million GEL (mainly by the influence of a 21.5 million GEL increase in revenue from the taxation of imported products).

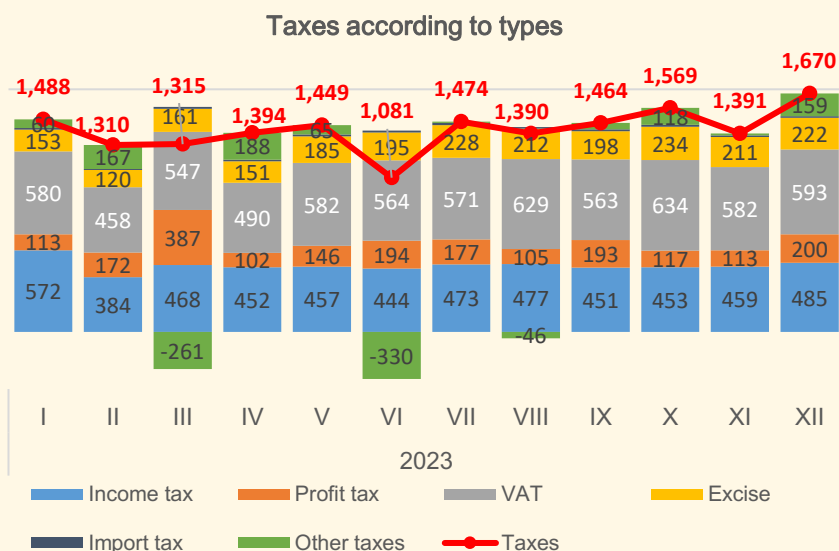


Diagram 6: Taxes according to types (million GEL).

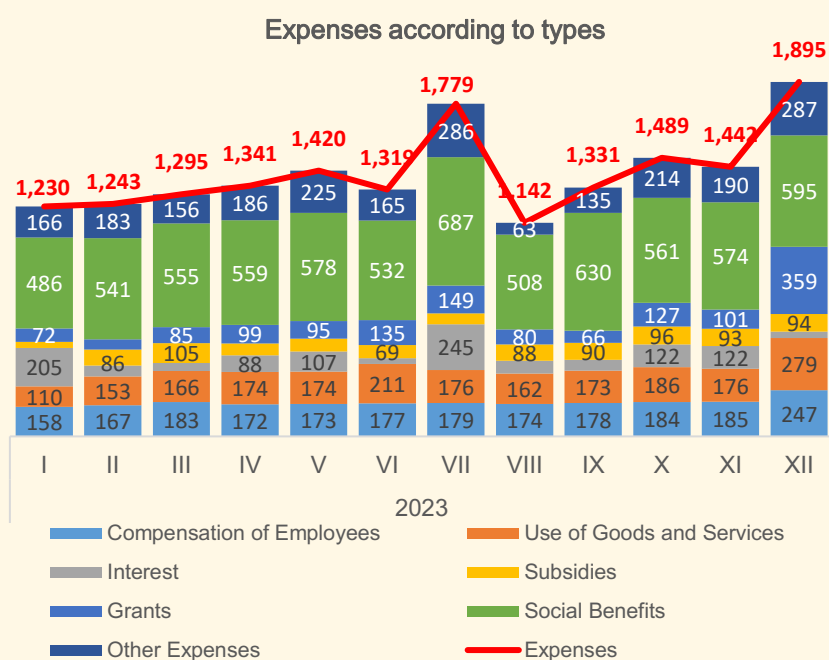


Diagram 7: Expenses according to types (million GEL).

As to the main component of total expenditure, expenses, it appears to cover 69.5% of total expenditures for December. Namely, in December 2023, expenses amounted to 1,895.4 million GEL, by 453.0 million GEL (by 31.4%) more than the previous month's indicator (1,442.4 million GEL), which is related to the significant (by 257.8 million GEL) growth of expenses in the items of grants. All other types of expenses, except for interest (which was reduced by 88.6 million GEL), also increased: use of goods and services increased by 103.1 million GEL, other expenses – by 96.3 million GEL, social benefits - by 21.0 million GEL, compensation of employees - by 62.2 million GEL, and subsidies – by 1.2 million GEL.

With regard to gross operating and net lending/net borrowing balances, in December 2023, the State Budget **gross operating balance** amounted to -49.1 million GEL, whereas **net lending/net borrowing balance** was – (-569.8) million GEL.

It must also be noted that, in December, in view of received total revenues (2,502.2 million GEL) and rendered total expenditures (2,729.1 million GEL), **net application in the stock of cash** amounted to **226.8 million GEL**.

## State Budget Total Revenues

The execution of State Budget **total revenues** in January-December 2023 was **22,679.5** million GEL. The main share of total revenues, 82.5% goes on the revenues, that have increased in point of nominal expression compared to 2021-2022 years, mainly by the influence of the growth of taxes. Concerning the revenues share in total revenues, this indicator has increased compared to previous years, also. Namely, in 2022, the share of revenues amounted to 80.1% of the total revenues, whereas, in 2021 amounted to – 69.4%. Compared to previous years, the indicator of incurrence of liabilities has decreased as a

share in total revenues. Namely, the indicator of Incurrence of liabilities for 2023 12-month amounted to 15.3% of the total revenues, whereas 18.2% - in 2022 and 28.6% - in 2021. In the reporting period of 2023 (as in previous years), the total revenues received from the disposals of nonfinancial and financial assets' total share is low and amounts to 2.2%. The same indicator was 1.7% in 2022, and 2.0% in 2021.

12-month total revenues according to components 2021-2023

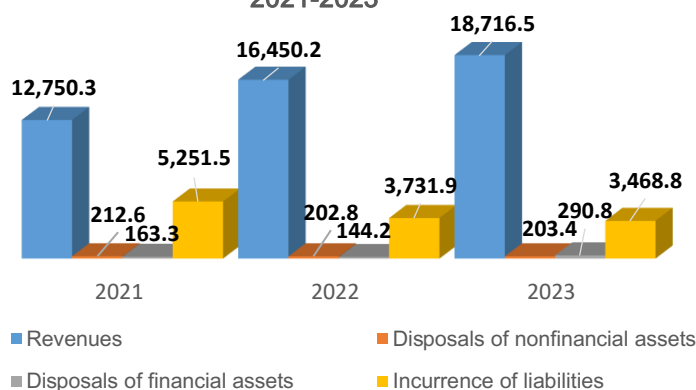


Diagram 8: 12-month total revenues according to components 2021-2023 (million GEL).

**The revenues** received in 12-month of 2023, amounted to 18,716.5 million GEL, 102.6% of the annual plan, exceeding previous year's indicator by 2,266.2 million GEL (by 13.8%). As to the performance on the level of components, taxes stand out with a good performance level, whereas the performance of other revenues and grants shows significant positive deviations.

**Tax revenues** received in January-December amount to **16,994.2** million GEL, 101.7% of the annual plan. Towards the plan, revenues from all taxes, except other taxes, stand out with good mobilization indicators, ranging between 99.8%-102.3%. As for other taxes, its planned volume was determined at 50.0 million GEL, while the actual figure amounted to 186.0 million GEL (372.1%)<sup>4</sup>. Compared to the same period last year, the volume of tax revenues has increased by 2,017.5 million GEL (by 13.5%). This increase is mainly stipulated by the significant growth of income tax and value added tax (correspondingly, by 20.0% and 12.5%).

Compared to the previous year, the increase in income tax mainly related to the increase of lessee income tax with the amount of 776.9 million GEL (by 19.1%). As for VAT, in January-December State Budget received 6,793.7 million GEL by way of VAT, by 756.8 million GEL more compared to the previous year (including, by 703.2 million GEL more from products realized and services rendered on the territory of Georgia and by 53.7 million GEL more from imported products). The excise tax increased by 12.9% (by 260.0 million GEL), mainly under the influence of the growth of excise revenues from imported products with the amount of 246.6 million GEL (Including, by 111.9 million GEL (by 50.2%) and by 102.7 million GEL (by 11.6%) more revenues were received from the taxation of imported cars and tobacco, respectively).

<sup>4</sup> Based on the implemented reform of the treasury code system in 2016, counting/recording of the paid tax is being realized in "other taxes" (this is mainly connected with income tax) before the planned time limit of the declaration, and after the planned time limit of the declaration, they are transferred to the relevant forms of taxes. Furthermore, fund transfers are realized on the return sub-account of the repaid funds from the article mentioned above. Accordingly, the execution of other taxes in specific reporting period can be positive as well as negative.

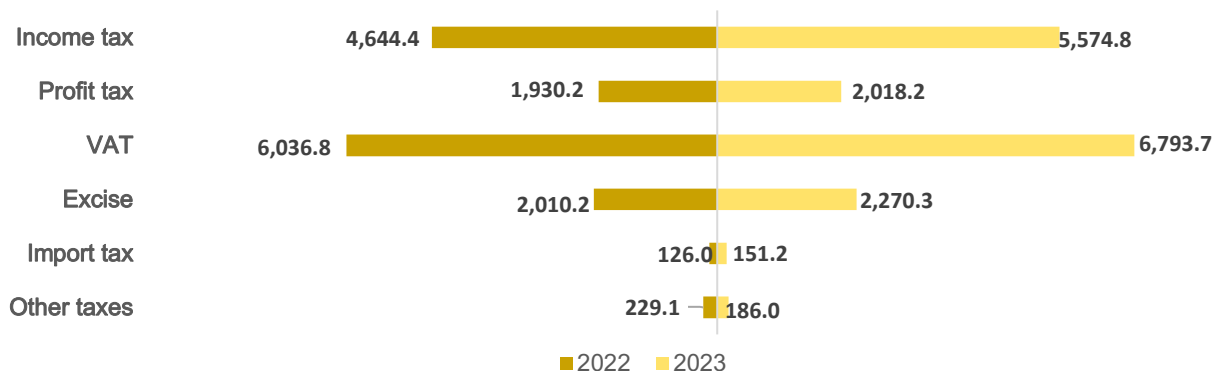


Diagram 9: 2022-2023 12-month taxes according to types (million GEL).

The actual indicator of **grants** (325.8 million GEL) stands out with a high level of performance and is 116.5% of the annual plan, which is mainly related to the receipt of significant revenues (for 130.3 million GEL) from the central budget LEPLs (130.3% of the annual plan), as well as target grants, provided by the donors to the budgetary organizations, in the form of which 90.4 million GEL was received in 12 months (the indicated revenues not foreseen by plan, and correspondingly, influences the increase of the total amount of grants). In addition, the budget received budget-support grants for 60.0 million GEL (42.9% of the annual plan) and investment grants of 45.0 million GEL (113.8% of the annual plan).

1,396.5 million GEL was mobilized as **other revenues** in 12 months, 111.7% of the annual plan, which is mainly related to an excess of 63.5 million GEL (by 8.4%) of revenues from property compared to the annual plan. The main revenues (58.6% of the total volume of other revenues) are received from the property, namely, in the form of interest (322.4 million GEL) and dividends (464.7 million GEL). 22.8% of the total volume of other revenues (317.8 million GEL) goes on unclassified transfers.

As for the execution of other components of total revenues:

203.4 million GEL was received in January-December under the article of the **disposals of nonfinancial assets**, which is 101.7% of the annual plan, including, in December almost half of the actual annual volume, 97.7 million GEL, was received, which was influenced by the receipt of significant funds (91.1 million GEL) from the realization of main assets.

290.8 million GEL, 64.6% of the annual plan, has been received from the **disposals of financial assets** (mainly from the repayment of the loans), which is by 146.6 million GEL (twice) more than the previous year's indicator.

In January-December, the budget received 3,468.8 million GEL under the article of **incurrence of liabilities**, which is 105.7% of the annual plan. Funds from external sources of financing have been mainly received in the form of investment credits, for the amount of 1,711.0 million GEL (107.5% of the annual plan) and 298.4 million GEL as budgetary credits (102.9% of the annual plan).

	2023 annual plan	12-month performance	Performance towards annual plan
<b>Incurrence of Liabilities</b>	<b>3,281.0</b>	<b>3,468.8</b>	<b>105.7%</b>
<b>External</b>	<b>1,881.0</b>	<b>2,009.4</b>	<b>106.8%</b>
Budgetary credits	290.0	298.4	102.9%
Investment credits	1,591.0	1,711.0	107.5%
<b>Domestic</b>	<b>1,400.0</b>	<b>1,459.4</b>	<b>104.2%</b>

Table 2: total revenues received by the incurrence of liabilities for 12-month of 2023 (million GEL, %)

Regarding the indicator of incurrence of domestic liabilities, net receipts received from the emission and redemption of treasury liabilities and treasury bonds amounted to 1,459.4 million GEL (104.2% of the annual plan).

## State Budget Total Expenditures

The execution of State Budget **total expenditures** in January-December 2023 was defined at 22,349.7 million GEL. The main share, 75.7%, is formed from expenses, that have increased in point of nominal expression compared to 2021-2022 years. As to its share in total expenditures, this indicator has increased compared to the same indicator of 2021 year, whereas, the noted indicator has decreased slightly compared to 2022 year. Namely, in 12-month of 2021 the share of expenses in total expenditures was 71.7% and 76.1% in 12-month of 2022. Concerning the 3 other components of total expenditures, acquisitions of nonfinancial assets, acquisitions of financial assets and reductions of liabilities. In 12-

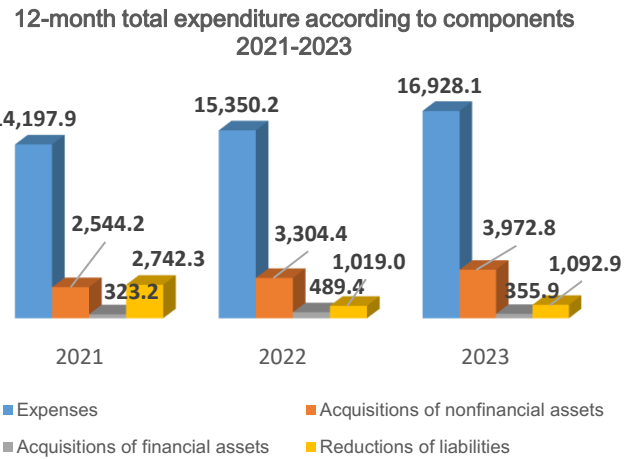


Diagram 10: total expenditure according to components for January-December 2021-2023 (million GEL)

month of 2023, the acquisitions of nonfinancial assets' performance indicator amounted to 17.8% of total expenditures, acquisitions of financial assets amounted to – 1.6%, and the performance of reductions of liabilities amounted to – 4.9%. In 12-month of 2022, their share in total expenditures were apportioned with the amount of 16.4%, 2.4% and 5.1%, whereas, by 12.8%, 1.6%, 13.8% in January-December 2021.

The execution of January-December **expenses** amount to 16,928.1 million GEL, 100.2% of the annual plan, what exceeds previous year indicator by 1,577.9 million GEL (10.3%). The noted difference is related to high execution of all components (except from other expenses and subsidies, which has decreased by 366.5 million GEL and 60.8 million GEL, correspondingly). It must be noted that, great share of total distinction goes on Social Benefits (753.8 million GEL) and Interest (435.4 million GEL). Comparatively to annual plan, good performance level was seen in case of all components of the expenses. Namely, the performance of the compensation of employees amounts to 97.3% of the annual plan, use of goods and services - 102.6%, Interest – 98.4%, subsidies – 101.2%, grants – 103.9%, social benefits – 100.6% and other expenses – 97.7%.

665.5 million GEL from the execution of Interest (1,182.2 million GEL) was addressed to serving of state domestic liabilities and - 516.7 million GEL on serving state external liabilities. Whereas, the great share from execution of social benefits (6,805.9 million GEL) comes on social protection of population (4,952.4 million GEL), on healthcare (1,332.1 million GEL) and on co-financing cumulative pension schemes (369.5 million GEL).

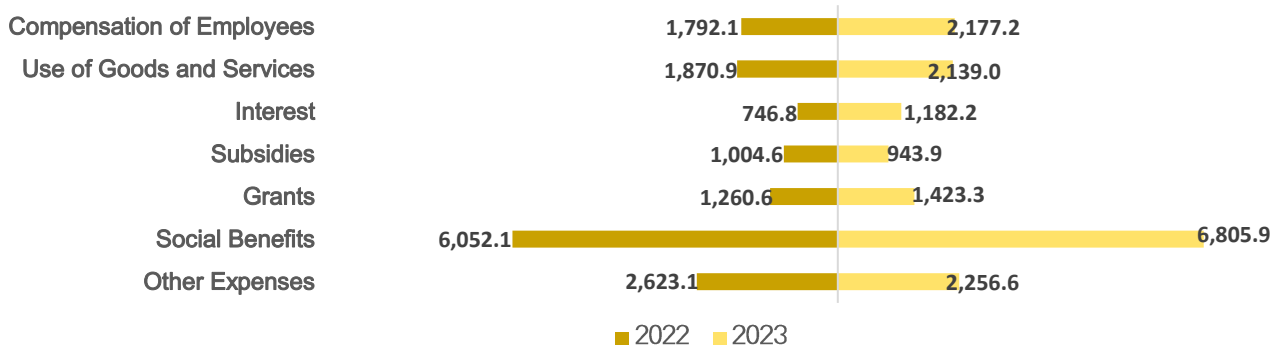


Diagram 11: 2022-2023 12-month expenses according to articles (million GEL).

As to the execution of other components of total expenditure:

The execution of **Acquisitions of nonfinancial assets** (3,972.8 million GEL) amounts to 100.4% of annual plan. The great share of expenditures come from the rehabilitation of transportation infrastructure (1,782.2 million GEL), from the Rehabilitation of Regional and Municipal Infrastructure (430.5 million GEL), from infrastructure

development of the Ministry of Education and Science of Georgia (235.2 million GEL), from the tourism infrastructure improvement measures (205.6 million GEL), from the development of defence capability (201.3 million GEL), from support of IDPS and migrants (193.6 million GEL) and from Construction and Rehabilitation of General Educational and pre-school institutions Infrastructure (175.4 million GEL).

The performance of **acquisitions of financial assets** component (355.9 million GEL) is defined at 105.5% of the annual plan. Indicated total expenditures goes to:

- On programs of the Ministry of Economy and Sustainable Development of Georgia:
  - ✓ “Development of Power Transmission Grids of Systemic Importance” (program code 24 14) with the amount of 111.6 million GEL;
  - ✓ “Development of Innovations and Technologies in Georgia” (program code 24 08) with the amount of 1.5 million GEL;
  - ✓ “Vardnili and Enguri Hydro Power Plant Rehabilitation Project (EBRD, EIB, EU)” (program code 24 19) with the amount of 8.3 million GEL;
- On programs of the Ministry of Regional Development and Infrastructure of Georgia:
  - ✓ “Rehabilitation and Recovery of Water Supply Infrastructure” (program code 25 04) with the amount of 183.1 million GEL;
  - ✓ “Solid Waste Management Program” (program code 25 05) with the amount of 15.8 million GEL;
- On loans issued in frames of expenditure of general state importance financed by donors with the amount of 35.5 million GEL.

**Reductions of liabilities** (1,092.9 million GEL) stands out with good performance level and amounts to 97.7% of the annual plan. The great share of the noted indicator – 1,050.3 million GEL goes on repayment of state external liabilities.

	2023 annual plan	12-month performance	Performance towards annual plan
<b>Reductions of Liabilities</b>	<b>1,118.5</b>	<b>1,092.9</b>	<b>97.7%</b>
External	1,075.6	1,050.3	97.6%
Domestic	42.9	42.6	99.3%

Table 3: 2023 12-month performance of Reductions of liabilities (million GEL, %).

Furthermore, it should be noted that in addition to the program codes defined by the law of Georgia "On State Budget of Georgia 2023", the execution of State Budget total expenditures in January-December 2023, **includes 10 additional program codes**, in frames of appropriations were assimilated, namely:

- “Measures to support the purchase and processing of grapes” (program code – 31 05 22) - 10.0 million GEL;
- "Non-standard Apple Crop Sales Promotion Program" (program code - 31 05 23) - 4.4 million GEL;
- “Georgian Electricity Transmission Network Expansion open Program” (program code – 24 14 03) – 1.4 million GEL;
- "Biodiversity and sustainable local development in Georgia (Component of Adjara Forestry Agency) (KfW)" (program code - 55 13 13) – 1.4 million GEL;
- “Economic Participation, Housing and Social Infrastructure for Internally Displaced Persons and Host Communities (KfW)” (program code - 27 06 06) – 1.3 million GEL;
- “LEPL – Kutaisi International University” (program code - 56 00) – 1.2 million GEL;
- “Service Development and Accessibility of the State Service Development Agency” (program code - 26 11) – 1.1 million GEL;
- “NNLE - Peace Foundation for a Better Future” (program code - 63 00) – 1.0 million GEL;
- "Program for promotion of entrepreneurial activity in highland settlements" (program code - 31 05 25) - 0.2 million GEL;
- “NNLE - Millennium Fund” (program code – 58 00) – 0.1 million GEL.

Concerning the execution of January-December **Expenditures of General State Importance** defined by the State Budget, 2,267.4 million GEL is allocated to services and repayment of state external and domestic liabilities, 98.1% of annual plan. Transfers relocated to autonomous republic and municipalities have reached 1,109.6 million GEL. 445.3 million was addressed to capital transfers, 643.8 million GEL to special transfer, and 20.5 million GEL was used for targeted transfer. In January-December 369.5 million GEL was adjusted to the co-financing of cumulative pension schemes. Furthermore, it needs to be mentioned that 496.7 million GEL from the Regional Project Development Fund of Georgia, 94.8 million GEL from Reserve Fund of the Government of Georgia and 8.2 million GEL from Funds for Repayment of debt accumulated in previous years and execution of court decisions were absorbed.

In January-December, state budget execution according to the **Functional Classification of expenses and nonfinancial assets**<sup>5</sup> was 20,900.9 million GEL (100.2% of annual plan), the diagram below shows the expenses and nonfinancial assets' classification of State Budget execution according to functional section:

12-month functional classification of expenses and nonfinancial assets 2023Y

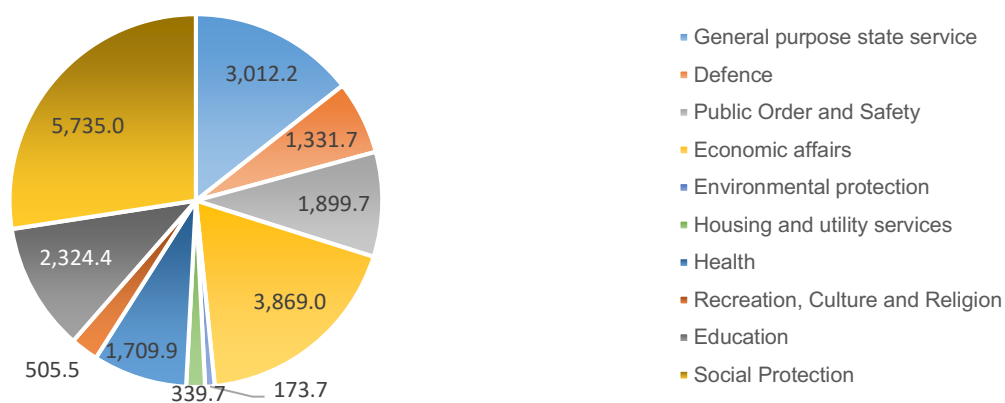


Diagram 12: 12-month functional classification of expenses and nonfinancial assets 2023Y (million GEL).

## Used Data Sources:

- Information of the Treasury Service of the Ministry of Finance of Georgia on 2014-2023 January-December State Budget Total Revenues, Total Expenditures, Net change in the stock of cash and on Net lending/Net borrowing balance;
- Information of the Treasury Service of the Ministry of Finance of Georgia on 2022-2023 January-December Total revenues of Consolidated Budget of Georgia.

<sup>5</sup> "Government Finance Statistics Manual" by the International Monetary Fund 2014 (GFSM 2014) The functional classification of expenses and nonfinancial assets provides information on the purpose of governmental functions by incurred expenses.

# Annexes

## Annex 1: State Budget total revenues, total expenditures and net change in the stock of cash (million GEL)

Title	12-month performance 2021 year	12-month performance 2022 year	2023 annual plan	12-month performance 2023 year	12-month performance 2023 y. / annual plan 2023 y.		12-month performance 2023 y. / 12-month performance 2022 y.	
					Distinction	%	Distinction	%-Alteration
<b>Total Revenues</b>	<b>18,377.7</b>	<b>20,529.2</b>	<b>22,170.9</b>	<b>22,679.5</b>	<b>508.6</b>	<b>102.3%</b>	<b>2,150.3</b>	<b>10.5%</b>
<b>Revenues</b>	<b>12,750.3</b>	<b>16,450.2</b>	<b>18,239.9</b>	<b>18,716.5</b>	<b>476.6</b>	<b>102.6%</b>	<b>2,266.2</b>	<b>13.8%</b>
Taxes	11,439.5	14,976.7	16,710.4	16,994.2	283.8	101.7%	2,017.5	13.5%
Income tax	3,491.5	4,644.4	5,486.4	5,574.8	88.5	101.6%	930.4	20.0%
Profit tax	1,015.3	1,930.2	2,000.0	2,018.2	18.2	100.9%	88.0	4.6%
VAT	4,883.9	6,036.8	6,804.0	6,793.7	-10.3	99.8%	756.8	12.5%
Excise tax	1,868.8	2,010.2	2,220.0	2,270.3	50.3	102.3%	260.0	12.9%
Import tax	86.4	126.0	150.0	151.2	1.2	100.8%	25.2	20.0%
Other taxes	93.6	229.1	50.0	186.0	136.0	372.1%	-43.1	-18.8%
Grants	487.1	359.1	279.6	325.8	46.2	116.5%	-33.3	-9.3%
Other Revenues	823.7	1,114.5	1,250.0	1,396.5	146.5	111.7%	282.0	25.3%
<b>Disposals of nonfinancial assets</b>	<b>212.6</b>	<b>202.8</b>	<b>200.0</b>	<b>203.4</b>	<b>3.4</b>	<b>101.7%</b>	<b>0.5</b>	<b>0.3%</b>
<b>Disposals of financial assets (Except of net application in the stock of cash)</b>	<b>163.3</b>	<b>144.2</b>	<b>450.0</b>	<b>290.8</b>	<b>-159.2</b>	<b>64.6%</b>	<b>146.6</b>	<b>101.7%</b>
<b>Incurrence of liabilities</b>	<b>5,251.5</b>	<b>3,731.9</b>	<b>3,281.0</b>	<b>3,468.8</b>	<b>187.8</b>	<b>105.7%</b>	<b>-263.1</b>	<b>-7.0%</b>
External	5,558.0	2,385.5	1,881.0	2,009.4	128.4	106.8%	-376.1	-15.8%
Domestic	-306.5	1,346.3	1,400.0	1,459.4	59.4	104.2%	113.1	8.4%
<b>Total Expenditure</b>	<b>19,807.5</b>	<b>20,163.0</b>	<b>22,311.3</b>	<b>22,349.7</b>	<b>38.4</b>	<b>100.2%</b>	<b>2,186.7</b>	<b>10.8%</b>
<b>Expenses</b>	<b>14,197.9</b>	<b>15,350.2</b>	<b>16,899.9</b>	<b>16,928.1</b>	<b>28.2</b>	<b>100.2%</b>	<b>1,577.9</b>	<b>10.3%</b>
Compensation of Employees	1,654.8	1,792.1	2,237.1	2,177.2	-60.0	97.3%	385.1	21.5%
Use of Goods and Services	1,800.1	1,870.9	2,085.4	2,139.0	53.6	102.6%	268.1	14.3%
Interest	790.5	746.8	1,201.0	1,182.2	-18.8	98.4%	435.4	58.3%
Subsidies	859.8	1,004.6	932.6	943.9	11.3	101.2%	-60.8	-6.0%
Grants	950.2	1,260.6	1,370.0	1,423.3	53.2	103.9%	162.7	12.9%
Social Benefits	6,082.6	6,052.1	6,762.9	6,805.9	43.0	100.6%	753.8	12.5%
Other Expenses	2,059.8	2,623.1	2,310.8	2,256.6	-54.2	97.7%	-366.5	-14.0%
<b>Acquisitions of nonfinancial assets</b>	<b>2,544.2</b>	<b>3,304.4</b>	<b>3,955.7</b>	<b>3,972.8</b>	<b>17.1</b>	<b>100.4%</b>	<b>668.4</b>	<b>20.2%</b>
<b>Acquisitions of financial assets (Except of net accumulation in the stock of cash)</b>	<b>323.2</b>	<b>489.4</b>	<b>337.2</b>	<b>355.9</b>	<b>18.7</b>	<b>105.5%</b>	<b>-133.6</b>	<b>-27.3%</b>
<b>Reductions of liabilities</b>	<b>2,742.3</b>	<b>1,019.0</b>	<b>1,118.5</b>	<b>1,092.9</b>	<b>-25.6</b>	<b>97.7%</b>	<b>73.9</b>	<b>7.3%</b>
External	2,655.8	976.1	1,075.6	1,050.3	-25.3	97.6%	74.2	7.6%
Domestic	86.5	42.9	42.9	42.6	-0.3	99.3%	-0.2	-0.5%
<b>Net change in the stock of cash (+ Accumulation / - Application)</b>	<b>-1,429.8</b>	<b>366.2</b>	<b>-140.4</b>	<b>329.8</b>	<b>470.2</b>		<b>-36.3</b>	

## Annex 2: State Budget Balance (million GEL)

Title	12-month performance 2021 year	12-month performance 2022 year	2023 annual plan	12-month performance 2023 year	12-month performance 2023 y. / annual plan 2023 y.		12-month performance 2023 y. / 12-month performance 2022 y.	
					Distinction	%	Distinction	%-Alternation
<b>Revenues</b>	<b>12,750.3</b>	<b>16,450.2</b>	<b>18,239.9</b>	<b>18,716.5</b>	<b>476.6</b>	<b>102.6%</b>	<b>2,266.2</b>	<b>13.8%</b>
Taxes	11,439.5	14,976.7	16,710.4	16,994.2	283.8	101.7%	2,017.5	13.5%
Grants	487.1	359.1	279.6	325.8	46.2	116.5%	-33.3	-9.3%
Other Revenues	823.7	1,114.5	1,250.0	1,396.5	146.5	111.7%	282.0	25.3%
<b>Expenses</b>	<b>14,197.9</b>	<b>15,350.2</b>	<b>16,899.9</b>	<b>16,928.1</b>	<b>28.2</b>	<b>100.2%</b>	<b>1,577.9</b>	<b>10.3%</b>
Compensation of Employees	1,654.8	1,792.1	2,237.1	2,177.2	-60.0	97.3%	385.1	21.5%
Use of Goods and Services	1,800.1	1,870.9	2,085.4	2,139.0	53.6	102.6%	268.1	14.3%
Interest	790.5	746.8	1,201.0	1,182.2	-18.8	98.4%	435.4	58.3%
Subsidies	859.8	1,004.6	932.6	943.9	11.3	101.2%	-60.8	-6.0%
Grants	950.2	1,260.6	1,370.0	1,423.3	53.2	103.9%	162.7	12.9%
Social benefits	6,082.6	6,052.1	6,762.9	6,805.9	43.0	100.6%	753.8	12.5%
Other expenses	2,059.8	2,623.1	2,310.8	2,256.6	-54.2	97.7%	-366.5	-14.0%
<b>Gross operating balance</b>	<b>-1,447.6</b>	<b>1,100.1</b>	<b>1,340.0</b>	<b>1,788.4</b>	<b>448.4</b>	<b>133.5%</b>	<b>688.3</b>	<b>62.6%</b>
<b>Gross investment in nonfinancial assets</b>	<b>2,331.6</b>	<b>3,101.6</b>	<b>3,755.7</b>	<b>3,769.4</b>	<b>13.8</b>	<b>100.4%</b>	<b>667.8</b>	<b>21.5%</b>
Acquisitions	2,544.2	3,304.4	3,955.7	3,972.8	17.1	100.4%	668.4	20.2%
Disposals	212.6	202.8	200.0	203.4	3.4	101.7%	0.5	0.3%
<b>Net Lending/Net Borrowing Balance</b>	<b>-3,779.2</b>	<b>-2,001.5</b>	<b>-2,415.7</b>	<b>-1,981.0</b>	<b>434.6</b>	<b>82.0%</b>	<b>20.5</b>	<b>-1.0%</b>
<b>Net acquisition of financial assets</b>	<b>-1,269.9</b>	<b>711.4</b>	<b>-253.2</b>	<b>394.9</b>	<b>648.0</b>	<b>-156.0%</b>	<b>-316.5</b>	<b>-44.5%</b>
<b>Acquisitions</b>	<b>323.2</b>	<b>855.6</b>	<b>337.2</b>	<b>685.7</b>	<b>348.5</b>	<b>203.4%</b>	<b>-169.9</b>	<b>-19.9%</b>
Currency and public deposits		366.2		329.8	329.8		-36.3	-9.9%
Loans	323.2	477.3	337.2	354.4	17.2	105.1%	-123.0	-25.8%
Stocks and other capital	0.0	12.1	0.0	1.5	1.5		-10.6	-87.4%
<b>Disposals</b>	<b>1,593.1</b>	<b>144.2</b>	<b>590.4</b>	<b>290.8</b>	<b>-299.5</b>	<b>49.3%</b>	<b>146.6</b>	<b>101.7%</b>
Currency and public deposits	1,429.8		140.4		-140.4			
Loans	160.8	143.2	450.0	289.3	-160.7	64.3%	146.0	101.9%
Stocks and other capital	2.5	1.0	0.0	1.6	1.6		0.6	60.6%
<b>Net incurrence of liabilities</b>	<b>2,509.3</b>	<b>2,712.9</b>	<b>2,162.5</b>	<b>2,375.9</b>	<b>213.4</b>	<b>109.9%</b>	<b>-337.0</b>	<b>-12.4%</b>
<b>Incurrence</b>	<b>5,251.5</b>	<b>3,731.9</b>	<b>3,281.0</b>	<b>3,468.8</b>	<b>187.8</b>	<b>105.7%</b>	<b>-263.1</b>	<b>-7.0%</b>
Domestic	-306.5	1,346.3	1,400.0	1,459.4	59.4	104.2%	113.1	8.4%
External	5,558.0	2,385.5	1,881.0	2,009.4	128.4	106.8%	-376.1	-15.8%
<b>Reductions</b>	<b>2,742.3</b>	<b>1,019.0</b>	<b>1,118.5</b>	<b>1,092.9</b>	<b>-25.6</b>	<b>97.7%</b>	<b>73.9</b>	<b>7.3%</b>
Domestic	86.5	42.9	42.9	42.6	-0.3	99.3%	-0.2	-0.5%
External	2,655.8	976.1	1,075.6	1,050.3	-25.3	97.6%	74.2	7.6%
<b>Balance</b>	<b>0.0</b>	<b>0.0</b>	<b>0.0</b>	<b>0.0</b>	<b>0.0</b>		<b>0.0</b>	

### Annex 3: State Budget Appropriation (million GEL)

Code	Title	2023 Annual plan	12-month performance 2023 year	12-month performance of 2023 y. towards annual plan %
<b>00 00</b>	<b>Total</b>	<b>22,311.3</b>	<b>22,349.7</b>	<b>100.2%</b>
<b>01 00</b>	<b>Parliament of Georgia and Subordinated Organizations</b>	<b>77.5</b>	<b>77.9</b>	<b>100.6%</b>
01 01	Legislative Operation	63.7	64.5	101.3%
01 01 01	Legislative, representative and supervisory activities	23.5	19.8	84.6%
01 01 02	Activities of Parliamentary Fractions and the Bureaus of Majoritarian Members of Parliament	7.9	8.7	110.2%
01 01 03	Administrative support for legislative activities	32.4	36.0	111.1%
01 01 03 01	Administration of Legislative Activities	32.4	36.0	111.2%
01 01 03 02	Ensuring systematic and coordinated work on gender issues, promoting awareness of gender equality and implementing measures supporting women's empowerment	0.1	0.05	97.7%
01 02	Library Operation	12.0	11.6	96.6%
01 03	State Regulation of Heraldic Operation	0.6	0.6	99.6%
01 04	Strengthening Analytical and Research Affairs of Parliament of Georgia	1.1	1.2	105.9%
<b>02 00</b>	<b>Administration of the President of Georgia</b>	<b>9.3</b>	<b>9.0</b>	<b>96.6%</b>
<b>03 00</b>	<b>Office of the Business Ombudsman of Georgia</b>	<b>0.8</b>	<b>0.7</b>	<b>94.5%</b>
<b>04 00</b>	<b>Government Administration of Georgia</b>	<b>24.0</b>	<b>73.3</b>	<b>305.3%</b>
<b>05 00</b>	<b>State Audit Office</b>	<b>21.3</b>	<b>20.9</b>	<b>98.2%</b>
<b>06 00</b>	<b>Central Election Commission of Georgia</b>	<b>77.2</b>	<b>91.5</b>	<b>118.5%</b>
06 01	Development of Election Environment	21.6	20.6	95.3%
06 02	Facilitation of Development of Elections Institution and Civic Education	1.6	2.0	120.5%
06 03	Funding of Political Parties	12.7	12.7	100.0%
06 04	Measures for Holding Elections	41.2	56.2	136.3%
<b>07 00</b>	<b>Constitutional Court of Georgia</b>	<b>5.8</b>	<b>5.2</b>	<b>89.9%</b>
<b>08 00</b>	<b>Supreme Court of Georgia</b>	<b>16.1</b>	<b>15.6</b>	<b>97.1%</b>
<b>09 00</b>	<b>General Courts</b>	<b>117.0</b>	<b>100.8</b>	<b>86.1%</b>
09 01	Development and Support of General Judiciary System	114.5	98.7	86.2%
09 02	Training and Retraining of Judges and Court Personnel	2.5	2.1	82.4%
<b>10 00</b>	<b>High Council of Justice of Georgia</b>	<b>7.9</b>	<b>5.8</b>	<b>73.1%</b>
<b>11 00</b>	<b>Administration of State Representative in Abasha, Zugdidi, Martivili, Mestia, Senaki, Chkhorotsku, Tsalenjikha, Khobi Municipalities, Cities of Poti</b>	<b>1.3</b>	<b>1.2</b>	<b>92.6%</b>
<b>12 00</b>	<b>Administration of State Representative in Lanchkhuti, Ozurgeti, Chokhatauri Municipalities</b>	<b>1.1</b>	<b>1.0</b>	<b>96.4%</b>
<b>13 00</b>	<b>Administration of State Representative in Baghdati, Vani, Zestaponi, Terjola, Samtredia, Sachkhere, Tkibuli, Tskaltubo, Chiatara, Kharagauli, Khoni Municipalities and City of Kutaisi</b>	<b>1.3</b>	<b>1.3</b>	<b>102.1%</b>
<b>14 00</b>	<b>Administration of State Representative in Akhmeta, Gurjaani, Dedoplistskaro, Telavi, Lagodekhi, Sagarejo, Signaghi, Kvareli Municipalities</b>	<b>1.2</b>	<b>1.1</b>	<b>96.4%</b>
<b>15 00</b>	<b>Administration of State Representative in Dusheti, Tianeti, Mtskheta, Kazbegi Municipalities</b>	<b>1.1</b>	<b>0.9</b>	<b>86.9%</b>
<b>16 00</b>	<b>Administration of State Representative in Ambrolauri, Lentekhi, Oni, Tsageri Municipalities</b>	<b>1.1</b>	<b>1.0</b>	<b>94.9%</b>
<b>17 00</b>	<b>Administration of State Representative in Adigeni, Aspindza, Akhaltsikhe, Akhalkalaki, Borjomi, Ninotsminda Municipalities</b>	<b>1.0</b>	<b>1.0</b>	<b>96.9%</b>

Code	Title	2023 Annual plan	12-month performance 2023 year	12-month performance of 2023 y. towards annual plan %
18 00	Administration of State Representative in Bolnisi, Gardabani, Dmanisi, Tetri Tskaro, Mameuli, Tsalka Municipalities and City of Rustavi	1.3	1.3	98.2%
19 00	Administration of State Representative in Gori, Kaspi, Kareli, Khashuri Municipalities	1.0	1.0	98.8%
20 00	State Security Service of Georgia	180.0	179.8	99.9%
20 01	Providing State Security	147.7	142.9	96.8%
20 02	Maintenance of Operational and Technical Activities	30.0	34.8	116.2%
20 03	State Security Staff Training, Retraining and Raising Qualifications	2.4	2.1	88.0%
21 00	Prosecutor's Office of Georgia	56.5	55.5	98.2%
22 00	Office of the State Minister of Georgia for Reconciliation and Civil Equality	3.7	3.9	106.5%
23 00	Ministry of Finance of Georgia	106.0	100.3	94.6%
23 01	Public Finance Management	25.4	22.6	88.7%
23 02	Revenue Collection and Improvement of Taxpayer Service Delivery	30.2	25.0	82.8%
23 03	Prevention of Economic Crime	38.6	40.5	104.9%
23 04	Electronic and Analytic Support of Finance Management	8.7	8.6	99.0%
23 05	Improvement of Staff Qualifications in the Financial Sector	1.1	1.9	178.9%
23 06	Supervision of Accounting, Reporting and Audit	2.0	1.8	87.3%
24 00	Ministry of Economy and Sustainable Development of Georgia	581.2	593.4	102.1%
24 01	Development and Implementation of Economic Policy	20.3	16.3	80.3%
24 02	Regulation of Technical and Construction Sectors	1.9	1.9	100.7%
24 03	Development of Standardization and Metrology Sectors	1.2	1.4	114.7%
24 04	Regulation and Implementation activities of the system of market and supervision	1.8	1.5	83.7%
24 05	Facilitation of Developments in Tourism	36.0	39.8	110.5%
24 06	State Property Management	30.1	40.7	135.2%
24 07	Development of Entrepreneurship	267.7	253.2	94.6%
24 07 01	Administration of Entrepreneurship Development	4.2	4.7	112.1%
24 07 02	Entrepreneurship Development Support	263.5	248.5	94.3%
24 08	Development of Innovations and Technologies in Georgia	75.3	55.3	73.5%
24 09	Regulation and Governance of Oil and Gas Sectors	0.7	0.8	110.1%
24 10	International Obligations Coverage and Transportation Costs Subsidies in Transportation Field	10.0	5.5	55.0%
24 11	Funding the costs of the natural gas supply for the Kazbegi and Dusheti municipalities mountainous communities	12.0	11.5	95.5%
24 12	National Innovative Eco System Project of Georgia (WB)	2.5	2.0	81.0%
24 13	Technical assistance Program for the support of the energy sector reform program (GESRP) of Georgia (EU-NIF, KfW)	4.0	3.1	78.6%
24 14	Development of Power Transmission Grids of Systemic Importance	76.5	120.6	157.6%
24 14 01	Regional Power Transmission Improvement Project	76.5	119.2	155.8%
24 14 01 01	500 kV OHL "Tskaltubo-Akhaltikhe-Tortum" (EU-NIF, KfW)	13.0	72.6	558.1%
24 14 01 02	North Ring (EBRD), Namakhvani - Tskaltubo - Lajanuri (EBRD, KfW)	10.0	0.8	8.2%

Code	Title	2023 Annual plan	12-month performance 2023 year	12-month performance of 2023 y. towards annual plan %
24 14 01 03	500 kV OHL "Jvari-Tskaltubo" (WB)	18.5	20.4	110.5%
24 14 01 04	Strengthening of Guria Power Transmission Line Infrastructure (KfW)	20.0	13.0	64.9%
24 14 01 05	Strengthening the Infrastructure of Kakheti (KfW)	5.0	6.4	128.1%
24 14 01 06	"Kheledula-Lajanuri-Oni" (KfW)	10.0	6.0	59.7%
24 14 03	Georgian Electricity Transmission Network Expansion open Program	0.0	1.4	
24 14 03 01	Construction of 500 kV OHL "Ksani-Stepantsminda" (EBRD, EU, KfW)	0.0	1.4	
24 15	Improvement of the electricity and natural gas supply to the population	3.6	3.2	91.5%
24 16	Support to Professional Education in Navy and Marine Transportation	1.4	1.6	113.7%
24 17	Anaklia Deepwater Port Development	2.9	2.5	86.7%
24 18	Measures related to the repayment of obligations recognized under bilateral agreements	5.6	5.1	90.9%
24 19	Vardnili and Enguri Hydro Power Plant Rehabilitation Project (EBRD, EIB, EU)	15.0	16.2	107.9%
24 20	Spatial and urban development	7.0	5.8	83.5%
24 21	Promoting the development of resorts	5.8	5.4	93.3%
<b>25 00</b>	<b>Ministry of Regional Development and Infrastructure of Georgia</b>	<b>3,350.9</b>	<b>3,438.0</b>	<b>102.6%</b>
25 01	Development and Management of Regions and Infrastructure Development Policy	8.4	9.3	111.2%
25 02	Measures for the Improvement of Road Infrastructure	1,914.3	2,022.1	105.6%
25 02 01	Highways program management	10.3	10.6	102.0%
25 02 02	Road construction and maintenance	724.2	697.6	96.3%
25 02 03	Express highways construction	1,179.8	1,313.9	111.4%
25 03	Rehabilitation of Regional and Municipal Infrastructure	420.0	448.8	106.9%
25 04	Rehabilitation and Recovery of Water Supply Infrastructure	520.0	521.1	100.2%
25 05	Solid Waste Management Program	64.6	43.0	66.6%
25 06	Support to IDPs	1.3	8.5	653.8%
25 07	Construction and Rehabilitation of General Educational and preschool institutions Infrastructure	222.3	179.4	80.7%
25 07 01	Construction-rehabilitation of public schools	122.3	93.6	76.6%
25 07 02	Construction-rehabilitation of preschool institutions	100.0	85.8	85.8%
25 08	Tourism infrastructure improvement measures	200.0	205.70	102.8%
<b>26 00</b>	<b>Ministry of Justice of Georgia</b>	<b>392.8</b>	<b>392.7</b>	<b>100.0%</b>
26 01	Development of Public Policy to Support the Law Making and Legal Protection of the Best Interests of Georgia, Including the Implementation of Criminal Law System	62.1	74.1	119.2%
26 02	Establishment of Penitentiary system with International Standards	247.4	247.6	100.1%
26 02 01	Penitentiary system management and improvement the living conditions to the accused/convicted	197.4	184.1	93.3%
26 02 02	Provision of equivalent medical services to accused and convicts	10.0	10.2	102.5%
26 02 03	Improving the infrastructure of Penitentiary system	40.0	53.2	133.0%
26 03	Ensured Protection of the National Archive Fund, Introduction of Modern Technologies in Service Delivery and Access to Documents	7.8	7.8	100.5%

Code	Title	2023 Annual plan	12-month performance 2023 year	12-month performance of 2023 y. towards annual plan %
26 04	Retraining of Staff Employed in the System of the Ministry of Justice of Georgia and Another interested persons	3.1	3.2	103.2%
26 05	Development of Electronic Governance	4.0	4.5	111.5%
26 06	Crime Prevention, Development of Probation System and Resocialization of Former Inmates	13.5	13.6	101.1%
26 07	Development of Accessibility and Services Offered by the Public Service Hall	5.0	5.1	101.7%
26 08	Facilitation of Land Registration and Development/Availability of Public Register Services	40.0	28.0	70.0%
26 09	Development of Land Market in Georgia (WB)	9.5	7.4	78.0%
26 10	Sustainable Agriculture, Irrigation and Land Project of Georgia (component of National Agency of Public Registry) (WB)	0.4	0.4	99.7%
26 11	Service Development and Accessibility of the State Service Development Agency	0.0	1.1	
<b>27 00</b>	<b>Ministry of Internally Displaced Persons from The Occupied Territories, Labour, Health and Social Affairs of Georgia</b>	<b>7,108.4</b>	<b>7,117.8</b>	<b>100.1%</b>
27 01	Management of Internally Displaced Persons from The Occupied Territories, Labour, Health and Social Security Programs	92.6	106.1	114.5%
27 01 01	Development and management of policies in the field of IDPs from the occupied territories and in the field of labor, health and social protection	12.1	13.8	114.4%
27 01 02	Medical Activity Regulatory Program	7.2	6.9	96.1%
27 01 03	Disease Control and Epidemiological Security Program Management	12.3	26.9	218.0%
27 01 04	Social protection program management	21.3	21.5	100.7%
27 01 05	State care, human trafficking (trafficking) Victims Protection and Assistance Management	10.8	10.3	95.3%
27 01 06	Emergency Coordination and Emergency Assistance Management	5.1	5.0	96.6%
27 01 07	Statement for Refugees, Eco-Migrants and Livelihoods	6.3	6.1	96.3%
27 01 08	Management of employment promotion services	1.5	1.2	78.8%
27 01 09	Management of State Health Care Programs	4.9	4.4	91.0%
27 01 10	Development and Management of Information Technology Systems	10.4	9.4	90.2%
27 01 11	Promotion and management of individual medical care of citizens	0.7	0.7	96.8%
27 02	Social Protection of Population	4,991.9	4,987.6	99.9%
27 02 01	Provision of Pension for Population	3,454.2	3,450.8	99.9%
27 02 02	Social Assistance for Targeted Groups of Population	1,370.1	1,367.8	99.8%
27 02 03	Social Rehabilitation and Childcare	66.6	66.5	100.0%
27 02 04	Social Benefits at Highland settlements	93.0	94.7	101.9%
27 02 05	State care, human trafficking (trafficking) Victims Protection and Assistance Provision	8.0	7.7	96.3%
27 03	Healthcare Services to Population	1,574.1	1,600.3	101.7%
27 03 01	Universal Healthcare services to population	980.0	1,062.0	108.4%
27 03 02	Public Health Care	109.8	110.0	100.2%
27 03 02 01	Early detection of the Disease and Screening	2.9	2.5	86.7%
27 03 02 02	Immunization	35.6	33.0	92.7%
27 03 02 03	Epidemiological Surveillance	2.7	1.4	50.4%
27 03 02 04	Safe Blood	6.1	5.7	93.5%
27 03 02 05	Promotion of obligations in the field of public health, the environment and occupational diseases	0.3	0.3	95.3%

Code	Title	2023 Annual plan	12-month performance 2023 year	12-month performance of 2023 y. towards annual plan %
27 03 02 06	Tuberculosis Management	17.2	20.0	116.4%
27 03 02 07	HIV / AIDS Management	16.0	21.7	135.6%
27 03 02 08	Maternal and Child Health	8.2	8.7	106.4%
27 03 02 09	Treatment of Drug-addicted patients	13.7	12.3	89.9%
27 03 02 10	Support of Health Care	2.1	1.4	66.1%
27 03 02 11	Management of Hepatitis C	5.0	3.1	61.2%
27 03 03	Provision Of Medical Services To The Population In Priority Areas	483.8	428.2	88.5%
27 03 03 01	Mental Health	50.0	38.7	77.4%
27 03 03 02	Management of Diabetes	30.0	19.3	64.4%
27 03 03 03	Oncohematology Service for children	3.0	1.9	62.5%
27 03 03 04	Dialysis And Kidney Transplantation	56.0	35.7	63.7%
27 03 03 05	Palliative care of incurable patients	5.2	6.5	124.8%
27 03 03 06	Treatment Of Patients With Rare Diseases And Undergoing Permanent Replacement Treatment	30.0	32.2	107.3%
27 03 03 07	Provision of primary and emergency medical care	198.6	186.7	94.0%
27 03 03 08	Referral Services	65.0	68.3	105.1%
27 03 03 09	Examination of Citizens to be recruited to defense forces service	1.0	0.6	60.6%
27 03 03 10	Management of New Coronavirus Disease – COVID-19	40.0	32.7	81.8%
27 03 03 11	Organ transplantation	5.0	5.6	113.0%
27 03 04	Postgraduate Medical Education	0.5	0.06	11.7%
27 04	Rehabilitation and Equipment of Healthcare Facilities	99.8	41.8	41.8%
27 05	Reform Agenda of Labor and Employment System	107.3	115.2	107.4%
27 06	Support of IDPS and Migrants;	242.7	266.8	109.9%
27 06 01	Reintegration assistance for migrants returning to Georgia	0.7	0.5	82.3%
27 06 02	Management of Eco-Migrant Migration	7.0	19.7	281.8%
27 06 03	Establishment of Proper Social and Living Conditions for IDP's	233.9	244.3	104.4%
27 06 04	Integration Assistance of Persons with International Protection	0.1	0.06	76.3%
27 06 05	Livelihood Program	1.1	0.9	80.9%
27 06 06	Economic Participation, Housing and Social Infrastructure for Internally Displaced Persons and Host Communities (KfW)	0.0	1.3	
<b>28 00</b>	<b>Ministry of Foreign Affairs of Georgia</b>	<b>186.0</b>	<b>188.7</b>	<b>101.5%</b>
28 01	Foreign Policy Implementation	185.0	187.7	101.4%
28 01 01	Foreign Policy Planning and Management	175.3	179.8	102.5%
28 01 02	Securing Financial Obligations In International Organizations	6.3	4.3	68.1%
28 01 03	Translation and certification of international agreements and other documents	0.2	0.2	101.3%
28 01 04	Diasporal Politics	1.9	1.6	84.5%
28 01 05	Informing the Society on integration In European and Euro-Atlantic structures issues	1.3	1.8	138.8%

Code	Title	2023 Annual plan	12-month performance 2023 year	12-month performance of 2023 y. towards annual plan %
28 02	Advancement of Staff Qualifications in International Relations	1.0	1.0	106.2%
<b>29 00</b>	<b>Ministry of Defence of Georgia</b>	<b>1,270.0</b>	<b>1,274.2</b>	<b>100.3%</b>
29 01	Management of Defence	506.6	482.3	95.2%
29 02	Vocational Military Education	76.2	82.7	108.5%
29 03	Healthcare and Social Security	53.8	69.9	129.9%
29 04	Management, Control, Telecommunication and Computer Systems	16.5	15.2	91.8%
29 05	Development of Infrastructure	100.0	100.0	100.0%
29 06	International Peacekeeping Missions	2.0	0.5	25.7%
29 07	Scientific Research and Development of Military Production and Manufacturing	44.6	48.3	108.2%
29 08	Development of Defence capability	184.4	201.3	109.2%
29 09	Provision of Logistics	285.9	274.1	95.9%
<b>30 00</b>	<b>Ministry of Internal Affairs of Georgia</b>	<b>1,146.0</b>	<b>1,149.6</b>	<b>100.3%</b>
30 01	Public Order and Development of International Cooperation	892.1	866.7	97.2%
30 02	Protection of the State Border	124.6	125.4	100.6%
30 03	Improvement of Security Levels of the Natural Persons and Legal Entities (including Property), Diplomatic Missions and National Treasure	14.4	14.1	97.9%
30 04	Highly Qualified Staff Training and Retraining of Law Enforcement Bodies, Digitalization of Archive Funds, Scientific-Research Operation and Citizen Service	7.8	7.4	94.8%
30 05	Healthcare of the Staff Employed at the Ministry of Internal Affairs of Georgia and at the State Security Service of Georgia	4.4	5.1	114.2%
30 06	Improvement of Civil Security Levels, Creation and Management of Public Stock of Tangible Items	102.6	130.9	127.6%
<b>31 00</b>	<b>Ministry of Environmental Protection and Agriculture of Georgia</b>	<b>698.6</b>	<b>725.1</b>	<b>103.8%</b>
31 01	Environmental Protection and Agriculture Development Program	20.2	29.8	148.1%
31 01 01	Elaborating policy and Management for environment protection and agriculture development	12.7	22.9	181.4%
31 01 02	Biodiversity Protection measures	0.4	0.4	95.9%
31 01 03	Provisiton of Functioning of Information Technologies and Electronic Systems	7.1	6.5	91.7%
31 02	Food Safety, Plant Protection and Epizootic Trustworthiness	63.5	66.8	105.2%
31 03	Development of Viticulture and Wine-Making	67.4	52.2	77.4%
31 04	Implementation of Scientific Research Studies in Agriculture	5.9	6.7	113.8%
31 05	Common Agro Project	346.4	335.8	96.9%
31 05 01	Management of the Agriculture projects	12.7	13.5	105.8%
31 05 02	Preferential Agro Credits	200.0	206.2	103.1%
31 05 03	Agro-Insurance	12.0	11.5	95.7%
31 05 04	Plant the future	35.0	26.0	74.3%
31 05 05	Georgian Tea	1.0	0.5	46.4%
31 05 06	Co-financing project for processing and storage enterprises	25.0	15.9	63.8%
31 05 07	Registration Project for Farms/Farmers	0.3	0.3	99.5%

Code	Title	2023 Annual plan	12-month performance 2023 year	12-month performance of 2023 y. towards annual plan %
31 05 08	Project Technical Support Program	1.0	0.9	89.8%
31 05 09	Infrastructural development of agricultural cooperatives	5.0	1.4	28.6%
31 05 10	Harvesting Agricultural Machinery Co-financing Program	7.0	6.1	86.9%
31 05 11	Popularization of Georgian agro-food products	1.5	2.5	163.6%
31 05 12	Imereti Agrozone	4.0	1.0	25.0%
31 05 13	Promoting organic production program	0.5	0.1	16.7%
31 05 14	Pilot program for women	0.4	0.8	188.2%
31 05 15	Development Support of Agro sector	10.0	10.3	103.1%
31 05 15 01	Breastfeeding Modernization and Market Access Program (DiMMA)	10.0	10.3	103.1%
31 05 16	Leader program	1.0	0.0	0.0%
31 05 17	State Program of Co-financing Agricultural Mechanization	10.0	2.8	28.5%
31 05 18	Nut production promotion program	20.0	21.5	107.5%
31 05 22	Measures to support the purchase and processing of grapes	0.0	10.0	
31 05 23	Non-standard Apple Crop Sales Promotion Program	0.0	4.4	
31 05 25	Program for promotion of entrepreneurial activity in highland settlements	0.0	0.2	
31 06	Modernization of Irrigation Systems	95.1	109.7	115.3%
31 06 01	Rehabilitation and purchasing equipment for amelioration system	40.0	48.5	121.3%
31 06 02	Ongoing technical operation of the amelioration infrastructure	25.0	28.5	114.0%
31 06 03	Improvement of Irrigation and Drainage Systems (WB)	30.0	32.2	107.4%
31 06 04	Sustainable Agriculture, Irrigation and Land Project of Georgia (WB)	0.1	0.5	471.8%
31 07	Environmental Surveillance	26.0	27.1	104.1%
31 08	Establishment and Management of the Protected Areas System	31.5	40.3	128.1%
31 09	Establishment and Management of Forestry System	21.0	24.9	119.0%
31 10	Formation and Governance of Agency of Wildlife	1.2	1.4	112.5%
31 11	Informational accessibility and Education for Sustainable Development Environmental Programs' on Protection and Agriculture	1.8	4.0	221.2%
31 12	Protection of Nuclear and Radioactive Security	1.4	1.9	137.8%
31 13	Forecast, Assessment, Prevention and Monitoring of Environmental Protection	8.0	12.6	157.6%
31 14	Diagnosis of Consumption Products, Animal and Plant Diseases	5.0	8.0	160.4%
31 15	National Program of Monitoring the sustainable land management and land use	4.4	4.0	91.8%
<b>32 00</b>	<b>Ministry of Education and Science of Georgia</b>	<b>2,077.8</b>	<b>2,081.2</b>	<b>100.2%</b>
32 01	Development of Public Policy and Program Management of Education and Science	53.8	57.8	107.4%
32 02	Pre-school and General Education	1,360.5	1,362.7	100.2%
32 02 01	General educational school funding	1,121.2	1,136.3	101.3%
32 02 02	Support Teachers' professional development	11.7	12.4	106.5%
32 02 03	Provision of safe educational environment	30.3	29.5	97.4%

Code	Title	2023 Annual plan	12-month performance 2023 year	12-month performance of 2023 y. towards annual plan %
32 02 03 01	Administration of Safe Educational Environment Program	3.0	2.9	98.1%
32 02 03 02	Provision of safe educational environment	27.3	26.6	97.4%
32 02 04	Encouraging successful pupils	1.3	1.8	138.7%
32 02 05	Providing educational and living conditions for especially talented pupils	0.3	0.2	100.0%
32 02 06	Providing pupils with textbooks	37.2	38.6	103.7%
32 02 07	Financial assistance to teachers and administrative-technical staff in the occupied regions	4.5	4.4	98.2%
32 02 08	Access to general education for accused and convicted persons	0.4	0.3	84.0%
32 02 09	Development and facilitation of the implementation of the National Curriculum	0.5	0.3	52.0%
32 02 10	Providing transportation for public school students	50.5	51.6	102.3%
32 02 11	Program "My First Computer"	43.6	49.5	113.6%
32 02 12	Promoting General Education	5.0	3.0	59.5%
32 02 13	Promoting General Education Reform	54.3	34.8	64.1%
32 03	Vocational Education	87.4	103.3	118.2%
32 03 01	Promoting the Development of Vocational Education	71.5	86.0	120.2%
32 03 02	Development of Vocational Capacities	12.0	13.1	108.8%
32 03 03	Vocational training of ethnic minorities	3.9	4.3	109.6%
32 04	Higher Education	147.5	153.2	103.9%
32 04 01	Exams organization	17.1	15.9	92.7%
32 04 02	State education, master grants and youth promotion	120.0	112.4	93.7%
32 04 03	Promoting Higher Education	0.5	0.4	79.6%
32 04 04	Promoting Education Abroad	7.2	5.8	80.7%
32 04 05	Promotion of Higher Education Institutions	2.7	18.7	681.5%
32 05	Support to Scientific Research and Studies	75.8	71.3	94.1%
32 05 01	Promotion of Scientific Grants and Scientific Research	35.4	34.8	98.4%
32 05 02	Programs of Scientific Institutions	7.6	7.9	103.7%
32 05 03	Promotion of the Georgian Academy of Agricultural Sciences	1.3	1.3	103.2%
32 05 04	Promotion of Scientific Research	29.9	27.1	90.7%
32 05 05	Popularization of science	1.5	0.1	5.2%
32 06	Inclusive Education	45.6	45.4	99.5%
32 07	Development of Infrastructure	269.4	268.3	99.6%
32 07 01	Development of infrastructure of general education institutions	213.9	232.0	108.5%
32 07 02	Development of infrastructure of vocational education institutions	35.0	16.7	47.6%
32 07 03	Development of Infrastructure of Legal Entities of Public Law and Territorial Bodies within the System of the Ministry	2.0	2.2	110.2%
32 07 04	Development of infrastructure of higher education and scientific institutions	10.1	8.3	82.2%
32 07 05	Development of Public School Operation and Maintenance System	8.4	9.1	108.7%

Code	Title	2023 Annual plan	12-month performance 2023 year	12-month performance of 2023 y. towards annual plan %
32 08	Innovation, Inclusion and Quality Project - Georgia I2Q (WB)	14.4	12.5	86.7%
32 09	Vocational Education Program 1 (KfW)	15.0	4.4	29.7%
32 10	Modern Skills for a Better Employment Sector Development Program - Project (ADB)	8.4	2.5	29.3%
<b>33 00</b>	<b>Ministry of Culture, Sport and Youth of Georgia</b>	<b>465.2</b>	<b>469.4</b>	<b>100.9%</b>
33 01	Development of Public Policy and Program Management of Culture, Sports and Youth	9.2	10.0	108.3%
33 02	Higher Education in Art and Sport	17.2	16.3	94.5%
33 03	Development of Infrastructure	49.0	53.5	109.1%
33 04	Facilitation of Sport's and Art's Institutions	12.1	9.8	81.0%
33 05	Facilitation of Development of Culture	98.1	95.0	96.9%
33 06	Protection of Cultural Heritage and Museum System Improvement	39.5	44.6	112.9%
33 07	Development and Popularization of Mass and High Achievements in Sports	183.3	182.3	99.4%
33 08	Social Security Events for Public Figures of Sports and Culture	50.8	53.0	104.2%
33 09	Support of Youth	5.9	5.0	83.8%
<b>34 00</b>	<b>Georgian Intelligence Service</b>	<b>18.0</b>	<b>18.0</b>	<b>100.0%</b>
<b>35 00</b>	<b>LEPL - Civil Service Bureau</b>	<b>1.8</b>	<b>2.4</b>	<b>137.7%</b>
<b>36 00</b>	<b>LEPL - Legal Aid Service</b>	<b>10.4</b>	<b>10.6</b>	<b>101.6%</b>
<b>37 00</b>	<b>LEPL - State Office of Veterans' Affairs</b>	<b>15.0</b>	<b>14.8</b>	<b>98.6%</b>
<b>38 00</b>	<b>LEPL – Financial Monitoring Service of Georgia</b>	<b>4.3</b>	<b>3.2</b>	<b>74.9%</b>
<b>39 00</b>	<b>Personal data protection service</b>	<b>5.5</b>	<b>5.2</b>	<b>94.8%</b>
<b>40 00</b>	<b>Special State Protection Service of Georgia</b>	<b>82.8</b>	<b>89.2</b>	<b>107.8%</b>
40 01	Provision of Security for Individuals and Facilities Subject to Protection	72.1	76.5	106.2%
40 02	Maintenance of Public Facilities	10.2	12.2	119.6%
40 03	LEPL - Government Special Communication Agency	0.5	0.5	100.0%
<b>41 00</b>	<b>Public Defender Office (Ombudsman) of Georgia</b>	<b>11.8</b>	<b>11.5</b>	<b>97.9%</b>
<b>42 00</b>	<b>LEPL – Public Broadcaster</b>	<b>101.2</b>	<b>101.2</b>	<b>100.0%</b>
<b>43 00</b>	<b>LEPL – National Competition Agency of Georgia</b>	<b>5.0</b>	<b>3.9</b>	<b>78.6%</b>
<b>44 00</b>	<b>The Administration of the Temporary Administrative-Territorial Unit on the Territory of the Former South Ossetian Autonomous Region - Administration of South Ossetia</b>	<b>2.8</b>	<b>2.8</b>	<b>99.6%</b>
<b>45 00</b>	<b>Patriarchate of Georgia</b>	<b>25.0</b>	<b>25.0</b>	<b>100.0%</b>
45 01	Grant Financing for Religious Education	14.8	15.0	101.3%
45 02	NNLE - Religious Education Centre of the Patriarchy of Georgia Named After St. Svimon Cananeli	0.6	0.6	100.0%
45 03	NNLE - Transfer Grant to the Education Centre of Batumi and Lazeti Eparchy	1.8	1.8	100.0%
45 04	NNLE - Orphanage of the Georgian Patriarchy Named After St. Nino for Children Left Without Parental Care	0.7	0.7	100.0%
45 05	NNLE - Grant Financing for Orphanage of Batumi Eparchy within the Georgian Patriarchy Named After St. Catherine Martyr	0.3	0.3	100.0%
45 06	NNLE - Religious Education Centre of Georgian Patriarchy Named After St. Andrew the First Called	0.9	0.9	100.0%

Code	Title	2023 Annual plan	12-month performance 2023 year	12-month performance of 2023 y. towards annual plan %
45 07	NNLE - Grant Financing for the Rehabilitation Centre at Monastery Named After St. George of Mtatsminda	0.2	0.2	100.0%
45 08	NNLE - Grant Financing for Georgian University of the Patriarchy of Georgia Named After St. Andrew the First Called	1.9	1.9	99.9%
45 09	NNLE - Grant Financing for the University of the Patriarchy of Georgia Named After Tbel Abuseridze	1.8	1.8	100.0%
45 10	NNLE - Grant Financing for Rehabilitation and Adaptation Centre of Children with Limited Hearing	0.1	0.1	100.0%
45 11	Subsidies to the Television Company of the Patriarchy of Georgia	0.8	0.6	75.0%
45 12	NNLE - Grant Financing for Training Centre of Akhalkalaki and Kumurdo Eparchy	0.5	0.5	100.0%
45 13	NNLE - Education, Arts and Recreation Centre of Poti	0.7	0.7	100.0%
<b>46 00</b>	<b>LEPL - Levan Samkharauli National Forensics Bureau</b>	<b>13.0</b>	<b>13.0</b>	<b>99.9%</b>
<b>47 00</b>	<b>LEPL - National Statistics Office of Georgia, GeoStat</b>	<b>20.9</b>	<b>19.9</b>	<b>95.2%</b>
47 01	Planning and Management of Statistics	7.8	7.5	95.6%
47 02	Public Program of Statistics	5.3	5.2	98.6%
47 03	Universal Census of Population and Housing of Georgia	7.8	7.2	92.6%
<b>48 00</b>	<b>LEPL - Georgian National Academy of Science</b>	<b>4.7</b>	<b>4.7</b>	<b>98.8%</b>
<b>49 00</b>	<b>Georgian Chamber of Commerce and Industry</b>	<b>1.9</b>	<b>2.0</b>	<b>104.5%</b>
<b>50 00</b>	<b>LEPL-State Agency for Religious Issues</b>	<b>6.5</b>	<b>6.4</b>	<b>99.6%</b>
<b>51 00</b>	<b>Special Investigation service</b>	<b>17.0</b>	<b>16.6</b>	<b>97.5%</b>
<b>52 00</b>	<b>LEPL - State Language Department</b>	<b>1.0</b>	<b>1.0</b>	<b>99.8%</b>
<b>53 00</b>	<b>LEPL - Public Private Partnership Center</b>	<b>0.5</b>	<b>0.3</b>	<b>62.0%</b>
<b>54 00</b>	<b>The Office of the National Security Council</b>	<b>3.8</b>	<b>3.5</b>	<b>94.0%</b>
<b>55 00</b>	<b>Expenditures of General-State Importance</b>	<b>3,968.2</b>	<b>3,811.7</b>	<b>96.1%</b>
55 01	External debt service and repayments	1,596.0	1,561.9	97.9%
55 02	Domestic debt service and repayments	715.0	705.5	98.7%
55 03	Liabilities regarding international financial organizations	2.8	11.0	393.4%
55 04	Transfers for autonomous republics and municipalities	532.0	1,090.8	205.0%
55 04 01	Transfers to Autonomous Republics	14.4	14.4	100.0%
55 04 02	Transfers to municipalities	517.6	1,076.4	208.0%
55 05	Government Reserve Fund of Georgia	100.0	0.0	0.0%
55 06	Funds for Repayment of debt accumulated in previous years and execution of court decisions	40.0	8.2	20.5%
55 07	Regional Development Fund of Georgia	500.0	0.0	0.0%
55 08	Mountainous Community Development Fund	20.0	0.0	0.0%
55 09	Funding simultaneous bonus for the established state awards of Georgia	0.2	0.1	36.2%
55 10	Co-financing of Operating Expenses and Other Liabilities In the frame of international agreements	0.8	0.7	89.0%
55 11	Co-financing Cumulative Pension Schemes	375.0	369.5	98.5%
55 12	Financial support for planned reforms in municipalities in cooperation with international partners	15.0	16.8	111.8%
55 13	General-State Expenditures Financed by Donors	71.4	47.3	66.3%

Code	Title	2023 Annual plan	12-month performance 2023 year	12-month performance of 2023 y. towards annual plan %
55 13 01	Adjara Solid Waste Project (EBRD, SIDA)	6.0	1.4	23.3%
55 13 02	Batumi Bus Project (E5P, EBRD)	0.5	0.5	92.8%
55 13 03	Tbilisi Solid Waste Management	14.0	7.0	50.2%
55 13 04	Adjara Rural Water Supply and Sewerage Program, Georgia (EU, KfW)	31.0	26.8	86.4%
55 13 05	Housing Cities Investment Program	7.5	6.5	86.5%
55 13 07	Sustainable Urban Mobility (KfW)	9.5	1.9	19.8%
55 13 08	Assistance and Rehabilitation Project of Micro, Small and Medium Enterprises of Georgia (Component of National Bank of Georgia) (WB)	0.3	0.0	0.0%
55 13 09	Tbilisi Bus Project - Phase II (EBRD)	1.0	0.0	0.0%
55 13 13	Biodiversity and Sustainable Local Development in Georgia (Component of Forestry Agency of Ajara) (KfW)	0.0	1.4	
55 13 14	Tbilisi Metro Modernization Project (EBRD)	0.9	0.9	95.9%
55 13 15	Batumi Municipal Infrastructure (Phase V) (KfW)	0.7	1.0	147.4%
<b>56 00</b>	<b>LEPL – Kutaisi International University</b>	<b>0.0</b>	<b>1.2</b>	
<b>58 00</b>	<b>NNLE - Millennium Fund</b>	<b>0.0</b>	<b>0.1</b>	
<b>63 00</b>	<b>NNLE - Peace Foundation for a Better Future</b>	<b>0.0</b>	<b>1.0</b>	