



2023 Y.

Monthly Review of 2023 State Budget Execution (January)

Budget Analysis Unit

E-mail: pbo@parliament.ge



Parliamentary Budget Office, 2023 Y.



In January 2023:

- State Budget total revenues amounted to **1,592.2 million GEL**, which is 7.3% of the annual plan and 33.6% of the 3-month plan;
- The main share of total revenues, 93.5% comes from the **tax revenues**, that have increased in point of nominal expression, as well as its share in total revenues compared to 2021-2022;
- State Budget total expenditures amounted to **1,497.4 million GEL**, which is 6.8% of the annual plan and 31.0% of the 3-month plan;
- The main share of total expenditures, 82.1% comes from the **expenses**, that have increased in point of nominal expression, as well as its share in total expenditures compared to 2021-2022;
- The net Accumulation in the stock of cash amounted to **94.9 million GEL** and the State Budget balance was defined at **1,342.4 million GEL** by February the 1st of 2023.

Main Indicators of the State Budget

According to the law of Georgia “on State Budget of Georgia 2023”, the planned annual **total revenues** were defined with the amount of 21,914.2 million GEL, while the planned annual **total expenditures** defined - 21,880.1 million GEL. In January 2023, the execution of total revenues amounted to 1,592.2 million GEL (7.3% of the annual plan) and lags behind the same indicator of previous year by 116.2 million GEL (by 6.8%), while execution of total expenditures was – 1,497.4 million GEL (6.8% of the annual plan) which exceeds the indicator of January of previous year by 145.7 million GEL (by 10.8%).

The diagram below represents the 2014-2023 annual budget plans and 1-month performance indicators of the State Budget total revenues and total expenditures.

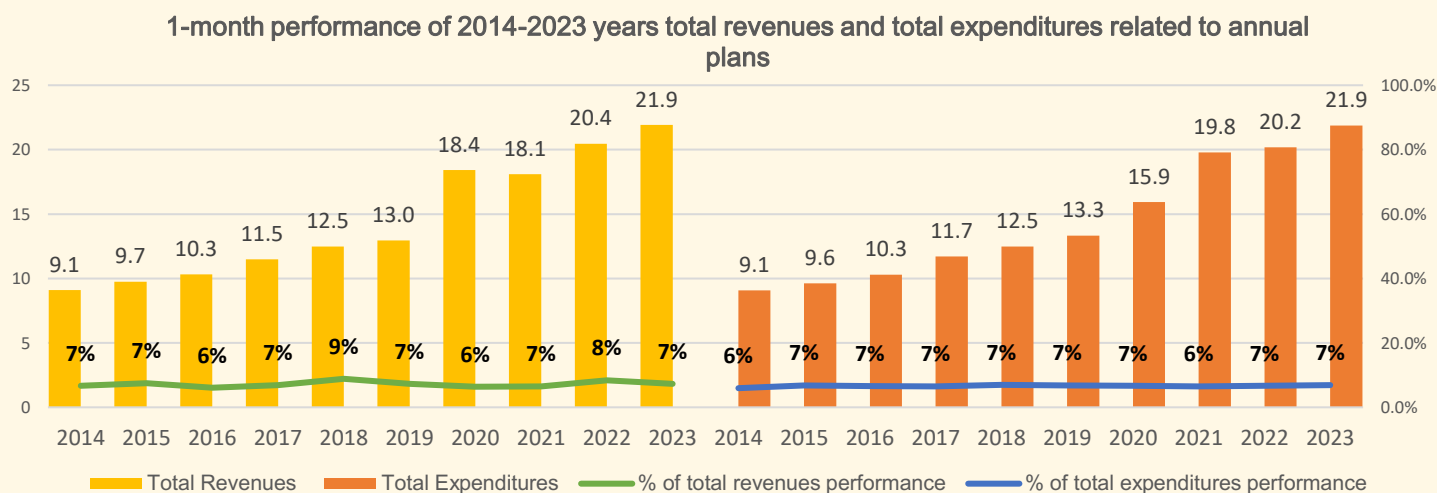


Diagram 1: 1-month performance of 2014-2023 years total revenues and total expenditures related to annual plans (billion GEL, %).

State Budget **total revenues** 3-month plan is determined by¹ 4,733.3 million GEL, whereas 1-month performance amounts to – 33.6%. Concerning the execution of total revenues according to components, revenues component indicator stand out with good performance level towards the 3-month plan, amounting to 37.5%. Whereas, the performance of the component of disposals of financial assets stands out at a high level (79.0%). The performance of disposals of nonfinancial assets component is only 0.4% of the 3-month plan and the performance of incurrence of liabilities component amounts to -101.8 million GEL (with the influence of reduction of net revenue by 136.8 million GEL under the article of incurrence of domestic liabilities).

State Budget **total expenditures** 3-month plan amounts to 4,835.7 million GEL, whereas 1-month performance amounts to 31.0% of 3-month plan. As to the performance of total expenditures according to components, the performance of the largest component – expenses – is estimated at 31.0% of 3-month plan. Components of reductions of liabilities and acquisitions of nonfinancial assets stand out with good performance level and relatively amount to 35.8% and 28.4% of 3-month plan. However, the indicator of acquisitions of financial assets stand out with low performance level – 20.2% of 3-month plan.

¹ Order №437 of the Minister of Finances of Georgia “On the approval of quarterly breakdown of Georgia's 2023 consolidated budget revenues, disposals of nonfinancial assets and disposals of financial assets, and on quarterly breakdown of 2023 State Budget”, December 29, 2022.

Title	2023 annual plan	3-month performance	1-month performance	1-month/3-month plan	Title	2023 annual plan	3-month performance	1-month performance	1-month/3-month plan
Total revenues	21,914.2	4,733.3	1,592.2	33.6%	Total expenditures	21,880.1	4,835.7	1,497.4	31.0%
Revenues	17,619.9	4,335.8	1,625.6	37.5%	Expenses	16,335.2	3,964.4	1,229.9	31.0%
Disposals of nonfinancial assets	200.0	28.0	0.1	0.4%	Acquisitions of nonfinancial assets	3,881.3	515.4	146.3	28.4%
Disposals of financial assets	450.0	86.5	68.3	79.0%	Acquisitions of financial assets	445.1	40.9	8.3	20.2%
Incurrence of liabilities	3,644.3	283.0	-101.8	-36.0%	Reductions of liabilities	1,218.5	315.1	112.8	35.8%

Table 1: 1-month performance of 2023 state budget total revenues and total expenditures by components (million GEL, %).

In January 2023, the State Budget **gross operating balance**² was defined by 395.7 million GEL in 1-month period, whereas the **net lending/net borrowing balance**³ amounted to 249.4 million GEL. The diagram below represents the 1-month gross operating and net lending/net borrowing balance dynamics in 2014-2023.

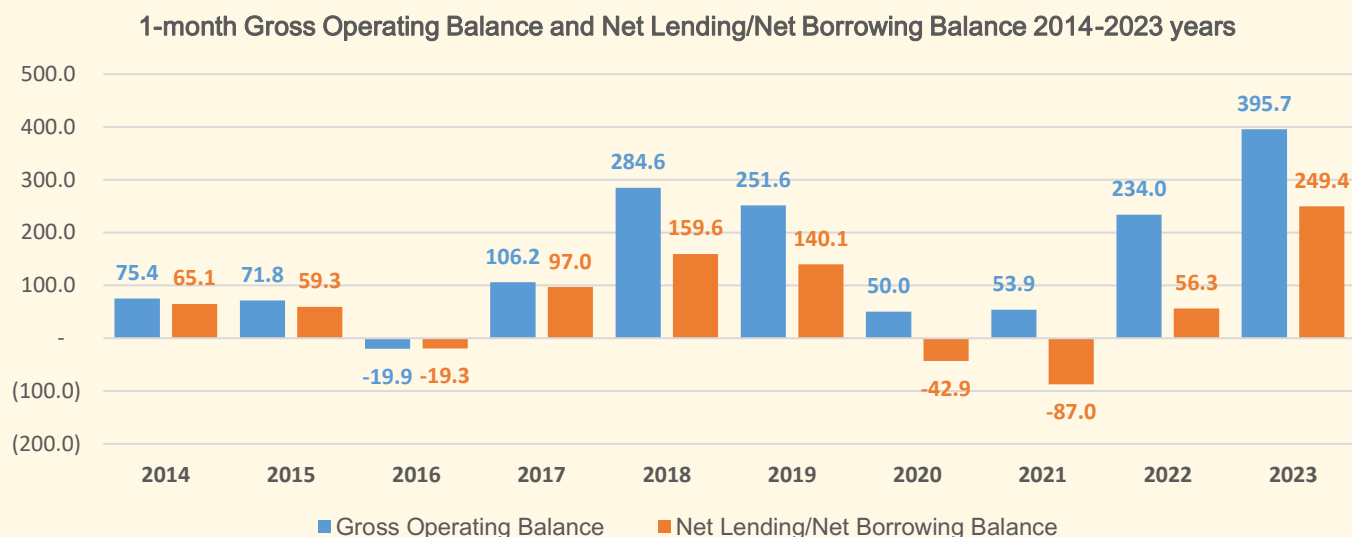


Diagram 2: 1-month Gross Operating Balance and Net Lending/Net Borrowing Balance 2014-2023 years (million GEL).

As to the **net change in the stock of cash**, at the beginning of the year, the adjusted State Budget balance was 1,247.6 million GEL. With January total revenues and total expenditures taken into account, the net accumulation in the stock of cash amounted to 94.9 million GEL and the State Budget balance was defined at 1,342.4 million GEL by February the 1st of 2023.

² Gross Operating Balance is the difference between revenues and expenses. It can be both positive and negative.

³ Net Lending/Net Borrowing Balance is the distinction between gross operating balance and Gross investment in nonfinancial assets and indicates the Budget surplus (positive value) and Budget deficit (negative value).

State Budget Total Revenues

The execution of State Budget **total revenues** in January 2023 was 1,592.2 million GEL. The formation of total revenues was generally implemented by the component of revenues (1,625.6 million GEL), which (both in nominal expression and as a share in total revenues) has increased compared to the 2021-2022 years mainly by the influence of growth in taxes. 68.3 million GEL was received in the form of disposals of financial assets, which is 4.3% of the total revenues and significantly exceeds the indicators of previous years (in 2022, the share of the mentioned receipts in the total revenues was 1.0%, and in 2021 - it was 1.6%). In January of the current year (as in previous years), the share of receipts received under the article of disposals of non-financial assets in the total revenues is small and amounts to 0.01%. As for the incurrence of liabilities, the mentioned component is significantly reduced compared to previous years (amounts to -101.8 million GEL), which is related to the decrease in the net incurrence of domestic liabilities.

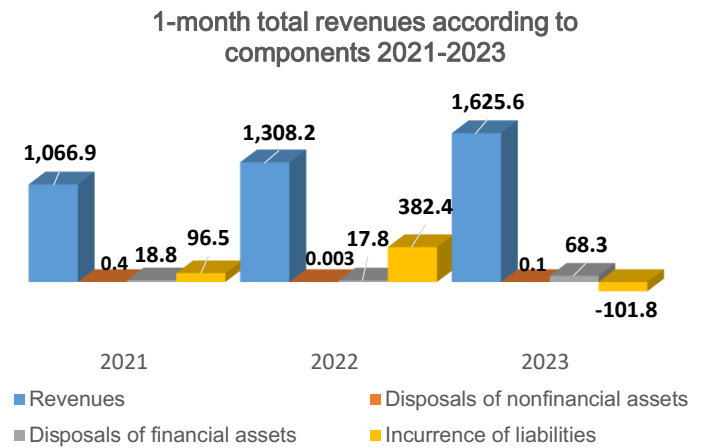


Diagram 3: 1-month total revenues according to components 2021-2023 (million GEL).

The revenues received in January amounted to 1,625.6 million GEL, 37.5% of the quarterly plan, and 9.2% of the annual plan, exceeding the previous year's indicator by 317.4 million GEL (by 24.3%). As to the performance on the level of components, taxes are characterized by good performance level, while indicators of grants, as well as other revenues, stand out with significant excesses.

Tax revenues received in January amounted to **1,488.1 million GEL**, 36.3% of the 3-month plan and 9.1% of the annual plan, which is mainly connected with relatively high indicators of income tax, VAT and excise tax mobilization (correspondingly, 45.2%, 39.2% and 46.0% of the 3-month plan). Compared to the same period last year, the volume of tax revenues has increased by 368.2 million GEL (by 32.9%). The indicated increase is mainly stipulated by the growth of the income tax and value-added tax (VAT), relatively by 25.4% and 23.8%.

The growth of income tax mainly related to the increase of lessee income tax with the amount of 91.9 million GEL (by 22.1%). As for VAT, in January State Budget received 580.2 million GEL by way of VAT, 111.4 million GEL more compared to the previous year (including, 78.1 million GEL more from products realized and services rendered on the territory of Georgia and 33.3 million GEL more from imported products). Compared to the previous year, the excise tax increased by 23.1% (28.7 million GEL), mainly as a result of the 19.1 million GEL increase in revenues from imported products (which was affected, on the one hand, by the increase in excise tax, received from taxation of imported tobacco by 27.2 million GEL and, on the other hand - the reduction of excise tax, received from the taxation of imported petrol and diesel by 8.1 million GEL)

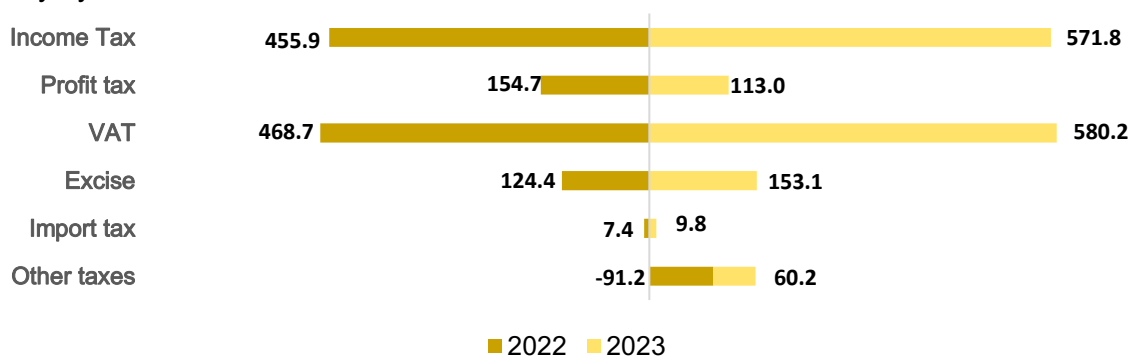


Diagram 4: 2022-2023 1-month taxes according to types (million GEL).

The actual indicator of **grants** (63.9 million GEL) is characterized by a high level of performance, it is 73.1% of the 3-month plan and 22.9% of the annual plan, which is related to the budget supporting grants, by way of which 104.6% (60.0 million GEL) of the 3-month plan was received in the budget in January. The budget also received investment grants for 0.6 million GEL, and revenues from the central budget LEPL's for 0.1 million GEL. Moreover, the target grants of 3.1 million GEL provided by the donors to the budgetary organizations were also included in the State Budget.

73.6 million GEL is mobilized as **other revenues** in January, 49.4% of the 3-month plan, and 7.0% of the annual plan. The main part of the total amount of other revenues (58.0%) compiles revenues from property (namely, by the interest for 41.8 million GEL) and from non-classified transfers (22.8%, 16.8 million GEL).

As for the execution of other components of total revenues:

The receipts received in January under the article of **disposals of non-financial assets** (0.1 million GEL) is small and amount to 0.4% of the 3-month plan. The mentioned receipts are entirely derived from the realization of main assets.

68.3 million GEL, 79.0% of the 3-month plan (15.2% of the annual plan), has been received from **disposals of financial assets** (in particular, from the repayment of the loans), which is 50.5 million GEL more than the previous year's indicator.

In January, the actual indicator of **incurrence of liabilities** amounted to -101.8 million GEL, which is mainly stipulated, on the one hand, by the influence of incurrence of foreign liabilities with the amount of 35.0 million GEL, and, on the other hand, by a decrease in receipts from the net incurrence of domestic liabilities. In particular: The sums had been received from the source of external financing, mainly by way of investment credits, in the amount of 35.0 million GEL (16.0% of the 3-month plan), and 0.1 million GEL - through budget supporting credits (although its receipt is not provided by the 3-month plan).

	1-month performance	Performance towards 3-month plan	Performance towards annual plan
Incurrence of Liabilities	-101.8	-36.0%	-2.8%
External	35.0	16.1%	1.6%
Budgetary credits	0.1		0.01%
Investment credits	35.0	16.0%	1.9%
Domestic	-136.8	-210.5%	-9.8%

Table 2: total revenues received by the incurrence of liabilities for the 1-month of 2023 (million GEL, %).

Regarding the indicator of incurrence of domestic liabilities, net receipts received from the emission and redemption of treasury liabilities and treasury bonds amounted to -136.8 million GEL.

State Budget Total Expenditures

The execution of State Budget **total expenditures** in January 2023 was defined at 1,497.4 million GEL. The main share, 82.1%, is formed from expenses, that have increased in point of nominal expression, as well as its share in total expenditures compared to 2021-2022. Namely, in 1-month of 2021 the share of expenses in total expenditures was 79.1% and 79.5% in 1-month of 2022. Concerning the 3 other components of total expenditures, acquisitions of nonfinancial assets, acquisitions of financial assets and reductions of liabilities. In 1-month of 2023, the acquisitions of nonfinancial assets' performance indicator amounted to 9.8% of total expenditures, acquisitions of financial assets amounted to – 0.6%, and the performance of reductions of liabilities amounted to – 7.5%. In 1-month of 2022, their share in total expenditures were apportioned with the amount of 13.1%, 0.03% and 7.4%, whereas, by 11.0%, 0.6%, 9.3% in January 2021.

1-month total expenditure according to components 2021-2023

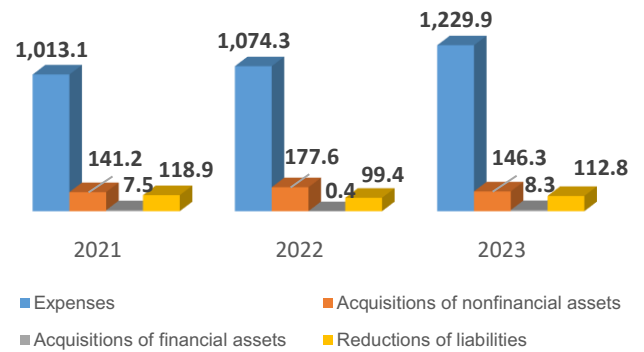


Diagram 5: total expenditure according to components for January 2021-2023 (million GEL)

The execution of **expenses** in January amounted to 1,229.9 million GEL, 31.0% of 3-month and – 7.5% of annual plan, what exceeds previous year indicator by 155.7 million GEL (14.5%). The noted difference is related to high execution of all the components (except from other expenses and subsidies, which have decreased correspondingly, by 18.2 million GEL and 8.7 million GEL) compared to previous year. It must be noted that, great share of total distinction goes on Interest (112.5 million GEL). Comparatively to 3-month plan, good performance level was seen in case of Interest (63.8%), other expenses (31.2%), Social Benefits (31.1%), compensation of employees (28.5%) and grants (28.1%). Comparatively to 3-month plan, use of goods and services (21.5%) and subsidies (14.4%) are characterized by a relatively low level of performance.

167.7 million GEL from the execution of Interest (205.4 million GEL) was addressed to serving of state domestic liabilities and 37.6 million GEL on serving state external liabilities. Whereas, the great share from the execution of social benefits (485.6 million GEL) comes on social protection of population (398.2 million GEL), on healthcare (41.6 million GEL) and on co-financing cumulative pension schemes (36.0 million GEL).

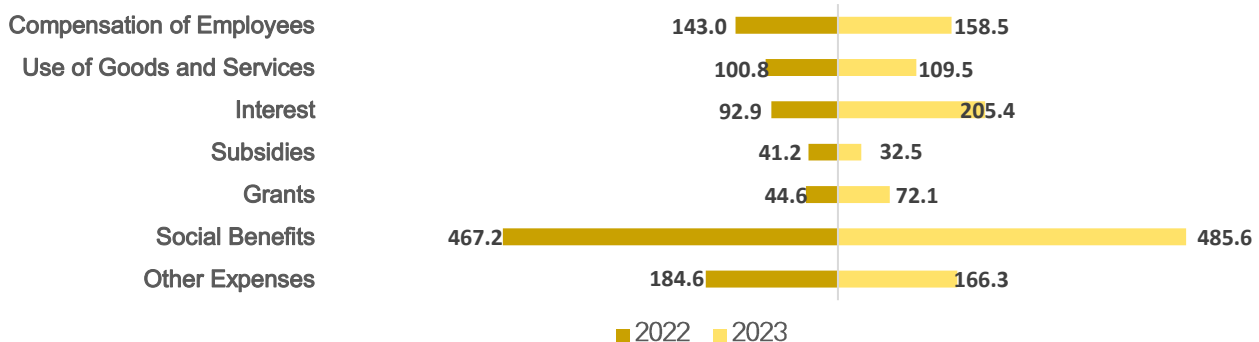


Diagram 6: 2022-2023 1-month expenses according to articles (million GEL).

As to the execution of other components of total expenditure:

The execution of **Acquisitions of nonfinancial assets** (146.3 million GEL) amounts to 28.4% of 3-month and 3.8% of annual plan. The great share of expenditures come from the rehabilitation of transportation infrastructure (70.0 million GEL), from the development of defence capability (17.0 million GEL), from infrastructure development of the Ministry of Defence of Georgia (7.6 million GEL) and from infrastructure development of the Ministry of Education and Science of Georgia (16.1 million GEL).

The performance of **acquisitions of financial assets** component (8.3 million GEL), is defined at 20.2% of 3-month and 1.9% of the annual plan. Indicated total expenditures fully goes to loan of the program issued by the Ministry of Economy and Sustainable Development of Georgia's program – „Development of Power Transmission Grids of Systemic Importance” (program code 24 14) with the amount of 8.3 million GEL.

Reductions of liabilities (112.8 million GEL) stands out with good performance level and amounts to 35.8% of 3-month plan and 9.3% of the annual plan. The great share of the noted indicator – 110.2 million GEL goes on repayment of state external liabilities.

	1-month performance	Performance towards 3-month plan	Performance towards annual plan
Reductions of Liabilities	112.8	35.8%	9.3%
External	110.2	36.5%	9.4%
Domestic	2.6	20.4%	6.1%

Table 3: 2023 1-month performance of Reductions of liabilities (million GEL, %).

Furthermore, it should be noted that in addition to the program codes defined by the law of Georgia "On State Budget of Georgia 2023", the execution of State Budget total expenditures in January 2023, **includes 2 additional program codes**, in frames of appropriations were assimilated, namely:

- „Service Development and Accessibility of the State Service Development Agency“ (program code - 26 10) – 0.1 million GEL;
- „NNLE - Peace Foundation for a Better Future“ (program code - 63 00) – 0.1 million GEL;

Concerning the execution of January **Expenditures of General State Importance** defined by the State Budget, 315.6 million GEL is allocated to services and repayment of state external and domestic liabilities – 49.7% of 3-month and 13.1% of annual plan. Transfers relocated to autonomous republic and municipalities have reached 35.1 million GEL. 1.6 million GEL was addressed to capital transfers, 31.8 million GEL to special transfer, and 1.7 million GEL was used for targeted transfer. In January 36.0 million GEL was adjusted to the co-financing of cumulative pension schemes. Furthermore, it needs to be mentioned that 2.4 million GEL from the Regional Project Development Fund of Georgia, 1.5 million GEL from Reserve Fund of the Government of Georgia and 0.1 million GEL from Funds for Repayment of debt accumulated in previous years and execution of court decisions were absorbed.

In January, state budget execution according to the **Functional Classification of expenses and nonfinancial assets**⁴ was 1,376.3 million GEL (30.7% of 3-month and 6.8% of annual plan), the diagram below shows the expenses and nonfinancial assets' classification of State Budget execution according to functional section:

1-month functional classification of expenses and nonfinancial assets 2023Y

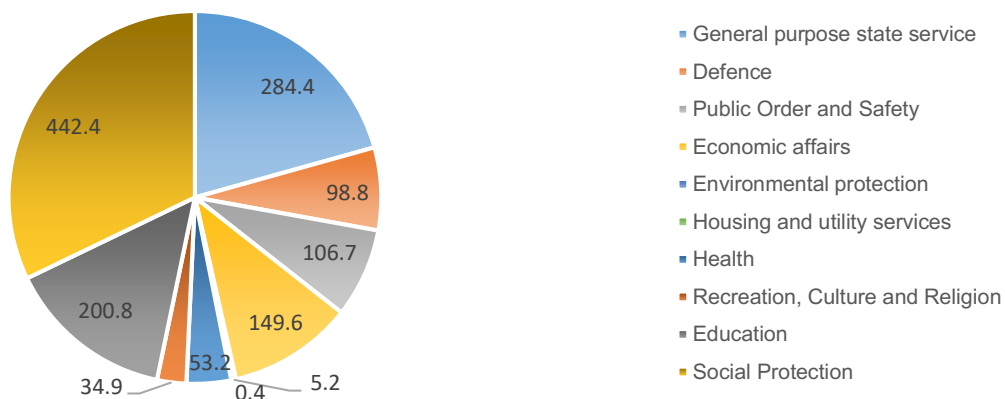


Diagram 7: 1-month functional classification of expenses and nonfinancial assets 2023Y (million GEL).

⁴ "Government Finance Statistics Manual" by the International Monetary Fund 2014 (GFSM 2014) The functional classification of expenses and nonfinancial assets provides information on the purpose of governmental functions by incurred expenses.

Used Data Sources:

- Information of the Treasury Service of the Ministry of Finance of Georgia on 2014-2023 January State Budget Total Revenues, Total Expenditures, Net change in the stock of cash and on Net lending/Net borrowing balance;
- Information of the Treasury Service of the Ministry of Finance of Georgia on 2022-2023 January Total revenues of Consolidated Budget of Georgia.

Annexes

Annex 1: State Budget total revenues, total expenditures and net change in the stock of cash (million GEL)

Title	1-month performance 2021 year	1-month performance 2022 year	2023 annual plan	3-month plan 2023 year*	1-month performance 2023 year	1-month performance 2023 y. / 3-month plan 2023 y.		1-month performance 2023 y. / 1-month performance 2022 y.		1-month performance of 2023 y. towards annual plan %
						Distinction	%	Distinction	%-Alteration	
Total Revenues	1,182.5	1,708.4	21,914.2	4,733.3	1,592.2	-3,141.1	33.6%	-116.2	-6.8%	7.3%
Revenues	1,066.9	1,308.2	17,619.9	4,335.8	1,625.6	-2,710.2	37.5%	317.4	24.3%	9.2%
Taxes	834.6	1,119.9	16,290.4	4,099.3	1,488.1	-2,611.2	36.3%	368.2	32.9%	9.1%
Income tax	319.2	455.9	5,140.0	1,266.0	571.8	-694.2	45.2%	115.9	25.4%	11.1%
Profit tax	96.2	154.7	2,000.0	695.0	113.0	-582.0	16.3%	-41.6	-26.9%	5.7%
VAT	293.8	468.7	6,670.4	1,478.3	580.2	-898.1	39.2%	111.4	23.8%	8.7%
Excise tax	81.9	124.4	2,100.0	333.0	153.1	-179.9	46.0%	28.7	23.1%	7.3%
Import tax	4.4	7.4	130.0	25.0	9.8	-15.2	39.2%	2.4	31.7%	7.5%
Other taxes	39.2	-91.2	250.0	302.0	60.2	-241.8	19.9%	151.4	-166.0%	24.1%
Grants	168.8	125.7	279.6	87.4	63.9	-23.5	73.1%	-61.8	-49.2%	22.9%
Other Revenues	63.5	62.6	1,050.0	149.1	73.6	-75.5	49.4%	11.0	17.6%	7.0%
Disposals of nonfinancial assets	0.4	0.003	200.0	28.0	0.1	-27.9	0.4%	0.1	3253.4%	0.1%
Disposals of financial assets (Except of net application in the stock of cash)	18.8	17.8	450.0	86.5	68.3	-18.2	79.0%	50.5	282.9%	15.2%
Incurrence of liabilities	96.5	382.4	3,644.3	283.0	-101.8	-384.8	-36.0%	-484.2	-126.6%	-2.8%
External	398.6	177.8	2,244.3	218.0	35.0	-183.0	16.1%	-142.8	-80.3%	1.6%
Domestic	-302.2	204.6	1,400.0	65.0	-136.8	-201.8	-210.5%	-341.4	-166.9%	-9.8%
Total Expenditure	1,280.8	1,351.7	21,880.1	4,835.7	1,497.4	-3,338.3	31.0%	145.7	10.8%	6.8%
Expenses	1,013.1	1,074.3	16,335.2	3,964.4	1,229.9	-2,734.4	31.0%	155.7	14.5%	7.5%
Compensation of Employees	136.6	143.0	2,236.7	556.3	158.5	-397.9	28.5%	15.5	10.8%	7.1%
Use of Goods and Services	94.1	100.8	2,025.5	508.8	109.5	-399.2	21.5%	8.7	8.6%	5.4%
Interest	100.5	92.9	1,201.0	322.2	205.4	-116.8	63.8%	112.5	121.1%	17.1%
Subsidies	52.6	41.2	927.6	226.3	32.5	-193.8	14.4%	-8.7	-21.1%	3.5%
Grants	38.7	44.6	1,275.8	256.5	72.1	-184.4	28.1%	27.6	61.9%	5.7%
Social Benefits	436.8	467.2	6,447.9	1,560.4	485.6	-1,074.8	31.1%	18.4	3.9%	7.5%
Other Expenses	153.7	184.6	2,220.7	533.9	166.3	-367.6	31.2%	-18.2	-9.9%	7.5%
Acquisitions of nonfinancial assets	141.2	177.6	3,881.3	515.4	146.3	-369.0	28.4%	-31.3	-17.6%	3.8%
Acquisitions of financial assets (Except of net accumulation in the stock of cash)	7.5	0.4	445.1	40.9	8.3	-32.6	20.2%	7.9	2007.3%	1.9%
Reductions of liabilities	118.9	99.4	1,218.5	315.1	112.8	-202.3	35.8%	13.4	13.4%	9.3%
External	97.3	96.6	1,175.6	302.2	110.2	-192.0	36.5%	13.6	14.1%	9.4%
Domestic	21.7	2.9	42.9	12.9	2.6	-10.3	20.4%	-0.2	-7.8%	6.1%
Net change in the stock of cash (+ Accumulation / - Application)	-98.2	356.7	34.1	-102.4	94.9	197.3		-261.9		

* 3-month plan is represented according to 2023 State Budget Quarterly Breakdown (The order №437 of the Minister of Finances December 29, 2022)

Annex 2: State Budget Balance (million GEL)

Title	1-month performance 2021 year	1-month performance 2022 year	2023 annual plan	3-month plan 2023 year	1-month performance 2023 year	1-month performance 2023 y. / 3-month plan 2023 y.		1-month performance 2023 y. / 1-month performance 2022 y.		1-month performance of 2023 y. towards annual plan %
						Distinction	%	Distinction	%-Alternation	
Revenues	1,066.9	1,308.2	17,619.9	4,335.8	1,625.6	-2,710.2	37.5%	317.4	24.3%	9.2%
Taxes	834.6	1,119.9	16,290.4	4,099.3	1,488.1	-2,611.2	36.3%	368.2	32.9%	9.1%
Grants	168.8	125.7	279.6	87.4	63.9	-23.5	73.1%	-61.8	-49.2%	22.9%
Other Revenues	63.5	62.6	1,050.0	149.1	73.6	-75.5	49.4%	11.0	17.6%	7.0%
Expenses	1,013.1	1,074.3	16,335.2	3,964.4	1,229.9	-2,734.4	31.0%	155.7	14.5%	7.5%
Compensation of Employees	136.6	143.0	2,236.7	556.3	158.5	-397.9	28.5%	15.5	10.8%	7.1%
Use of Goods and Services	94.1	100.8	2,025.5	508.8	109.5	-399.2	21.5%	8.7	8.6%	5.4%
Interest	100.5	92.9	1,201.0	322.2	205.4	-116.8	63.8%	112.5	121.1%	17.1%
Subsidies	52.6	41.2	927.6	226.3	32.5	-193.8	14.4%	-8.7	-21.1%	3.5%
Grants	38.7	44.6	1,275.8	256.5	72.1	-184.4	28.1%	27.6	61.9%	5.7%
Social benefits	436.8	467.2	6,447.9	1,560.4	485.6	-1,074.8	31.1%	18.4	3.9%	7.5%
Other expenses	153.7	184.6	2,220.7	533.9	166.3	-367.6	31.2%	-18.2	-9.9%	7.5%
Gross operating balance	53.9	234.0	1,284.7	371.4	395.7	24.3	106.5%	161.7	69.1%	30.8%
Gross investment in nonfinancial assets	140.8	177.6	3,681.3	487.4	146.2	-341.1	30.0%	-31.4	-17.7%	4.0%
Acquisitions	141.2	177.6	3,881.3	515.4	146.3	-369.0	28.4%	-31.3	-17.6%	3.8%
Disposals	0.4	0.003	200.0	28.0	0.1	-27.9	0.4%	0.1	3253.4%	0.1%
Net Lending/Net Borrowing Balance	-87.0	56.3	-2,396.6	-115.9	249.4	365.4	-215.2%	193.1	342.7%	-10.4%
Net acquisition of financial assets	-109.4	339.3	29.2	-148.0	34.8	182.8	-23.5%	-304.5	-89.7%	119.2%
Acquisitions	7.5	357.1	479.2	40.9	103.1	62.2	252.2%	-254.0	-71.1%	21.5%
Currency and public deposits		356.7	34.1		94.9	94.9		-261.9	-73.4%	278.2%
Loans	7.5	0.4	445.1	40.9	8.3	-32.6	20.2%	7.9	2007.3%	1.9%
Stocks and other capital	0.0	0.0	0.0	0.0	0.0	0.0		0.0		
Disposals	117.0	17.8	450.0	188.9	68.3	-120.6	36.2%	50.5	282.9%	15.2%
Currency and public deposits	98.2			102.4	0.0	-102.4		0.0		
Loans	18.8	17.8	450.0	86.5	68.3	-18.2	79.0%	50.5	282.9%	15.2%
Stocks and other capital	0.0	0.0	0.0	0.0	0.0	0.0		0.0		
Net incurrence of liabilities	-22.5	282.9	2,425.8	-32.1	-214.6	-182.5	668.7%	-497.6	-175.9%	-8.8%
Incurrence	96.5	382.4	3,644.3	283.0	-101.8	-384.8	-36.0%	-484.2	-126.6%	-2.8%
Domestic	-302.2	204.6	1,400.0	65.0	-136.8	-201.8	-210.5%	-341.4	-166.9%	-9.8%
External	398.6	177.8	2,244.3	218.0	35.0	-183.0	16.1%	-142.8	-80.3%	1.6%
Reductions	118.9	99.4	1,218.5	315.1	112.8	-202.3	35.8%	13.4	13.4%	9.3%
Domestic	21.7	2.9	42.9	12.9	2.6	-10.3	20.4%	-0.2	-7.8%	6.1%
External	97.3	96.6	1,175.6	302.2	110.2	-192.0	36.5%	13.6	14.1%	9.4%
Balance	0.0	0.0	0.0	0.0	0.0	0.0		0.0		

Annex 3: State Budget Appropriation (million GEL)

Code	Title	2023 Annual plan	3-month plan 2023 year	1-month performance 2023 year	1-month performance of 2023 y. towards annual plan %	1-month performance towards 3-month plan 2023 y. %
00 00	Total	21,880.1	4,835.7	1,497.4	6.8%	31.0%
01 00	Parliament of Georgia and Subordinated Organizations	77.5	19.2	5.0	6.4%	26.0%
01 01	Legislative Operation	63.7	15.7	4.1	6.4%	25.8%
01 01 01	Legislative, representative and supervisory activities	23.5	5.9	1.5	6.6%	26.1%
01 01 02	Activities of Parliamentary Fractions and the Bureaus of Majoritarian Members of Parliament	7.9	2.0	0.6	7.5%	30.0%
01 01 03	Administrative support for legislative activities	32.4	7.8	1.9	5.9%	24.6%
01 01 03 01	Administration of Legislative Activities	32.4	7.8	1.9	6.0%	24.6%
01 01 03 02	Ensuring systematic and coordinated work on gender issues, promoting awareness of gender equality and implementing measures supporting women's empowerment	0.1	0.0	0.0	0.0%	0.0%
01 02	Library Operation	12.0	3.0	0.8	6.7%	26.7%
01 03	State Regulation of Heraldic Operation	0.6	0.2	0.0	5.7%	22.0%
01 04	Strengthening Analytical and Research Affairs of Parliament of Georgia	1.1	0.3	0.1	7.1%	27.5%
02 00	Administration of the President of Georgia	9.3	3.2	0.4	4.1%	11.9%
03 00	Office of the Business Ombudsman of Georgia	0.8	0.2	0.1	7.0%	28.1%
04 00	Government Administration of Georgia	24.0	7.4	1.9	7.9%	25.7%
05 00	State Audit Office	21.3	6.5	1.4	6.5%	21.3%
06 00	Central Election Commission of Georgia	56.0	13.4	2.4	4.3%	18.0%
06 01	Development of Election Environment	21.6	4.8	1.3	5.9%	26.5%
06 02	Facilitation of Development of Elections Institution and Civic Education	1.6	0.5	0.1	5.5%	19.2%
06 03	Funding of Political Parties	12.7	3.2	1.1	8.3%	33.3%
06 04	Measures for Holding Elections	20.0	5.0	0.0	0.0%	0.0%
07 00	Constitutional Court of Georgia	5.8	1.6	0.3	5.3%	19.8%
08 00	Supreme Court of Georgia	16.1	4.3	1.0	6.2%	23.4%
09 00	General Courts	117.0	25.2	6.2	5.3%	24.8%
09 01	Development and Support of General Judiciary System	114.5	24.5	6.2	5.4%	25.1%
09 02	Training and Retraining of Judges and Court Personnel	2.5	0.6	0.1	3.4%	13.5%
10 00	High Council of Justice of Georgia	7.9	2.5	0.3	4.2%	13.4%
11 00	Administration of State Representative in Abasha, Zugdidi, Martivili, Mestia, Senaki, Chkhorotsku, Tsalenjikha, Khobi Municipalities, Cities of Poti	1.3	0.4	0.1	6.9%	22.7%
12 00	Administration of State Representative in Lanchkhuti, Ozurgeti, Chokhatauri Municipalities	1.1	0.3	0.1	5.4%	19.1%
13 00	Administration of State Representative in Baghdati, Vani, Zestaponi, Terjola, Samtredia, Sachkhere, Tkibuli, Tskaltubo, Chiatura, Kharagauli, Khoni Municipalities and City of Kutaisi	1.3	0.4	0.1	7.5%	23.3%
14 00	Administration of State Representative in Akhmeta, Gurjaani, Dedoplistskaro, Telavi, Lagodekhi, Sagarejo, Signaghi, Kvareli Municipalities	1.2	0.3	0.1	7.9%	26.2%
15 00	Administration of State Representative in Dusheti, Tianeti, Mtskheta, Kazbegi Municipalities	1.1	0.3	0.1	5.5%	17.9%
16 00	Administration of State Representative in Ambrolauri, Lentekhi, Oni, Tsageri Municipalities	1.1	0.3	0.1	6.3%	20.8%

Code	Title	2023 Annual plan	3-month plan 2023 year	1-month performance 2023 year	1-month performance of 2023 y. towards annual plan %	1-month performance towards 3-month plan 2023 y. %
17 00	Administration of State Representative in Adigeni, Aspindza, Akhaltsikhe, Akhalkalaki, Borjomi, Ninotsminda Municipalities	1.0	0.3	0.1	6.6%	23.8%
18 00	Administration of State Representative in Bolnisi, Gardabani, Dmanisi, Tetri Tskaro, Marneuli, Tsalka Municipalities and City of Rustavi	1.3	0.6	0.1	6.0%	14.7%
19 00	Administration of State Representative in Gori, Kaspi, Kareli, Khashuri Municipalities	1.0	0.3	0.1	6.2%	20.8%
20 00	State Security Service of Georgia	180.0	46.8	12.1	6.7%	26.0%
20 01	Providing State Security	147.7	36.9	10.4	7.0%	28.1%
20 02	Maintenance of Operational and Technical Activities	30.0	9.3	1.7	5.5%	17.8%
20 03	State Security Staff Training, Retraining and Raising Qualifications	2.4	0.6	0.1	4.9%	18.7%
21 00	Prosecutor's Office of Georgia	56.5	14.5	3.7	6.5%	25.1%
22 00	Office of the State Minister of Georgia for Reconciliation and Civil Equality	3.7	1.3	0.2	5.2%	14.4%
23 00	Ministry of Finance of Georgia	106.0	27.9	5.0	4.7%	17.9%
23 01	Public Finance Management	25.4	5.9	1.6	6.3%	27.1%
23 02	Revenue Collection and Improvement of Taxpayer Service Delivery	30.2	7.4	0.0	0.1%	0.3%
23 03	Prevention of Economic Crime	38.6	11.1	2.3	6.0%	20.9%
23 04	Electronic and Analytic Support of Finance Management	8.7	2.7	1.0	11.2%	35.7%
23 05	Improvement of Staff Qualifications in the Financial Sector	1.1	0.3	0.1	8.3%	26.5%
23 06	Supervision of Accounting, Reporting and Audit	2.0	0.5	0.0	0.2%	0.9%
24 00	Ministry of Economy and Sustainable Development of Georgia	558.2	127.9	17.3	3.1%	13.5%
24 01	Development and Implementation of Economic Policy	20.3	3.6	0.8	4.2%	23.4%
24 02	Regulation of Technical and Construction Sectors	1.9	0.6	0.1	7.5%	25.8%
24 03	Development of Standardization and Metrology Sectors	1.2	0.5	0.1	8.4%	19.9%
24 04	Regulation and Implementation activities of the system of market and supervision	1.8	0.5	0.1	4.3%	17.2%
24 05	Facilitation of Developments in Tourism	36.0	16.0	4.0	11.2%	25.2%
24 06	State Property Management	10.1	1.3	0.0	0.1%	1.0%
24 07	Development of Entrepreneurship	267.7	56.9	1.1	0.4%	1.9%
24 07 01	Administration of Entrepreneurship Development	4.2	1.0	0.3	7.6%	30.6%
24 07 02	Entrepreneurship Development Support	263.5	55.9	0.7	0.3%	1.3%
24 08	Development of Innovations and Technologies in Georgia	72.3	18.3	0.3	0.5%	1.9%
24 09	Regulation and Governance of Oil and Gas Sectors	0.7	0.3	0.1	12.0%	33.4%
24 10	International Obligations Coverage and Transportation Costs Subsidies in Transportation Field	10.0	2.0	0.0	0.0%	0.0%
24 11	Funding the costs of the natural gas supply for the Kazbegi and Dusheti municipalities mountainous communities	12.0	5.5	1.8	15.1%	32.8%
24 12	National Innovative Eco System Project of Georgia (WB)	2.5	2.5	0.1	3.1%	3.1%
24 13	Technical assistance Program for the support of the energy sector reform program (GESRP) of Georgia (EU-NIF, KfW)	4.0	1.0	0.0	0.0%	0.0%
24 14	Development of Power Transmission Grids of Systemic Importance	76.5	10.0	8.5	11.0%	84.3%
24 14 01	Regional Power Transmission Improvement Project	76.5	10.0	8.5	11.0%	84.3%

Code	Title	2023 Annual plan	3-month plan 2023 year	1-month performance 2023 year	1-month performance of 2023 y. towards annual plan %	1-month performance towards 3-month plan 2023 y. %
24 14 01 01	500 kV OHL "Tskaltubo-Akhaltzikhe-Tortum" (EU-NIF, KfW)	13.0	3.3	7.8	60.3%	241.2%
24 14 01 02	North Ring (EBRD), Namakhvani - Tskaltubo - Lajanuri (EBRD, KfW)	10.0	1.0	0.0	0.0%	0.0%
24 14 01 03	500 kV OHL "Jvari-Tskaltubo" (WB)	18.5	2.8	0.6	3.3%	22.1%
24 14 01 04	Strengthening of Guria Power Transmission Line Infrastructure (KfW)	20.0	2.0	0.0	0.0%	0.0%
24 14 01 05	Strengthening the Infrastructure of Kakheti (KfW)	5.0	0.0	0.0	0.0%	
24 14 01 06	"Kheledula-Lajanuri-Oni" (KfW)	10.0	1.0	0.0	0.0%	0.0%
24 15	Improvement of the electricity and natural gas supply to the population	3.6	0.2	0.0	0.0%	0.0%
24 16	Support to Professional Education in Navy and Marine Transportation	1.4	0.4	0.1	5.1%	20.4%
24 17	Anaklia Deepwater Port Development	2.9	0.8	0.0	1.1%	4.1%
24 18	Measures related to the repayment of obligations recognized under bilateral agreements	5.6	0.0	0.0	0.0%	
24 19	Vardnili and Enguri Hydro Power Plant Rehabilitation Project (EBRD, EIB, EU)	15.0	4.5	0.0	0.0%	0.0%
24 20	Spatial and urban development	7.0	1.7	0.1	1.3%	5.5%
24 21	Promoting the development of resorts	5.8	1.5	0.1	1.2%	4.7%
25 00	Ministry of Regional Development and Infrastructure of Georgia	3,330.9	400.5	111.0	3.3%	27.7%
25 01	Development and Management of Regions and Infrastructure Development Policy	8.4	1.8	0.5	5.8%	27.6%
25 02	Measures for the Improvement of Road Infrastructure	1,894.3	221.2	78.8	4.2%	35.6%
25 02 01	Highways program management	10.3	2.3	0.7	6.6%	29.7%
25 02 02	Road construction and maintenance	642.5	80.3	45.4	7.1%	56.6%
25 02 03	Express highways construction	1,241.5	138.6	32.7	2.6%	23.6%
25 03	Rehabilitation of Regional and Municipal Infrastructure	420.0	60.1	29.6	7.0%	49.2%
25 04	Rehabilitation and Recovery of Water Supply Infrastructure	520.0	95.0	0.4	0.1%	0.4%
25 05	Solid Waste Management Program	64.6	8.0	0.0	0.0%	0.0%
25 06	Support to IDPs	1.3	1.3	0.0	0.1%	0.1%
25 07	Construction and Rehabilitation of General Educational and preschool institutions Infrastructure	222.3	11.2	1.8	0.8%	15.9%
25 07 01	Construction-rehabilitation of public schools	122.3	6.2	1.8	1.5%	28.9%
25 07 02	Construction-rehabilitation of preschool institutions	100.0	5.0	0.0	0.0%	0.0%
25 08	Tourism infrastructure improvement measures	200.0	2.0	0.0	0.0%	0.0%
26 00	Ministry of Justice of Georgia	392.4	101.8	10.7	2.7%	10.5%
26 01	Development of Public Policy to Support the Law Making and Legal Protection of the Best Interests of Georgia, Including the Implementation of Criminal Law System	62.1	15.8	0.8	1.3%	5.0%
26 02	Establishment of Penitentiary system with International Standards	247.4	58.6	6.4	2.6%	11.0%
26 02 01	Penitentiary system management and improvement the living conditions to the accused/convicted	197.4	38.1	6.1	3.1%	15.9%
26 02 02	Provision of equivalent medical services to accused and convicts	10.0	2.5	0.2	1.8%	7.3%
26 02 03	Improving the infrastructure of Penitentiary system	40.0	18.0	0.2	0.5%	1.1%
26 03	Ensured Protection of the National Archive Fund, Introduction of Modern Technologies in Service Delivery and Access to Documents	7.8	2.1	0.6	7.7%	29.2%

Code	Title	2023 Annual plan	3-month plan 2023 year	1-month performance 2023 year	1-month performance of 2023 y. towards annual plan %	1-month performance towards 3-month plan 2023 y. %
26 04	Retraining of Staff Employed in the System of the Ministry of Justice of Georgia and Another interested persons	3.1	0.8	0.2	6.8%	27.2%
26 05	Development of Electronic Governance	4.0	2.5	0.8	19.5%	31.3%
26 06	Crime Prevention, Development of Probation System and Resocialization of Former Inmates	13.5	3.3	0.8	5.9%	24.0%
26 07	Development of Accessibility and Services Offered by the Public Service Hall	5.0	1.3	0.7	14.4%	57.4%
26 08	Facilitation of Land Registration and Development/Availability of Public Register Services	40.0	12.9	0.1	0.2%	0.8%
26 09	Development of Land Market in Georgia (WB)	9.5	4.5	0.2	2.2%	4.6%
26 10	Service Development and Accessibility of the State Service Development Agency	0.0	0.0	0.1		
27 00	Ministry of Internally Displaced Persons from The Occupied Territories, Labour, Health and Social Affairs of Georgia	6,858.4	1,649.9	465.9	6.8%	28.2%
27 01	Management of Internally Displaced Persons from The Occupied Territories, Labour, Health and Social Security Programs	92.6	22.5	6.2	6.7%	27.5%
27 01 01	Development and management of policies in the field of IDPs from the occupied territories and in the field of labor, health and social protection	12.1	2.8	0.8	6.6%	29.1%
27 01 02	Medical Activity Regulatory Program	7.2	1.9	0.5	6.6%	25.3%
27 01 03	Disease Control and Epidemiological Security Program Management	12.3	2.2	1.1	8.6%	47.2%
27 01 04	Social protection program management	21.3	5.5	1.3	6.3%	24.3%
27 01 05	State care, human trafficking (trafficking) Victims Protection and Assistance Management	10.8	2.7	0.8	7.5%	30.0%
27 01 06	Emergency Coordination and Emergency Assistance Management	5.1	1.3	0.3	6.8%	27.5%
27 01 07	Statement for Refugees, Eco-Migrants and Livelihoods	6.3	1.6	0.4	6.4%	25.5%
27 01 08	Management of employment promotion services	1.5	0.4	0.1	5.0%	19.7%
27 01 09	Management of State Health Care Programs	4.9	1.3	0.3	5.8%	21.9%
27 01 10	Development and Management of Information Technology Systems	10.4	2.8	0.6	5.3%	19.7%
27 01 11	Promotion and management of individual medical care of citizens	0.7	0.2	0.1	7.2%	30.0%
27 02	Social Protection of Population	4,878.9	1,219.5	399.5	8.2%	32.8%
27 02 01	Provision of Pension for Population	3,379.2	841.8	281.8	8.3%	33.5%
27 02 02	Social Assistance for Targeted Groups of Population	1,340.1	336.2	106.7	8.0%	31.7%
27 02 03	Social Rehabilitation and Childcare	66.6	16.9	2.9	4.3%	17.0%
27 02 04	Social Benefits at Highland settlements	85.0	22.8	7.7	9.1%	34.0%
27 02 05	State care, human trafficking (trafficking) Victims Protection and Assistance Provision	8.0	1.9	0.5	6.0%	25.0%
27 03	Healthcare Services to Population	1,454.1	313.7	49.9	3.4%	15.9%
27 03 01	Universal Healthcare services to population	880.0	189.6	35.4	4.0%	18.7%
27 03 02	Public Health Care	109.8	18.3	2.8	2.6%	15.4%
27 03 02 01	Early detection of the Disease and Screening	2.9	0.7	0.1	1.9%	7.6%
27 03 02 02	Immunization	35.6	3.2	0.6	1.6%	18.2%
27 03 02 03	Epidemiological Surveillance	2.7	0.4	0.0	0.0%	0.0%
27 03 02 04	Safe Blood	6.1	1.5	0.1	2.4%	9.6%
27 03 02 05	Promotion of obligations in the field of public health, the environment and occupational diseases	0.3	0.1	0.0	7.8%	35.0%

Code	Title	2023 Annual plan	3-month plan 2023 year	1-month performance 2023 year	1-month performance of 2023 y. towards annual plan %	1-month performance towards 3-month plan 2023 y. %
27 03 02 06	Tuberculosis Management	17.2	3.1	1.1	6.2%	34.8%
27 03 02 07	HIV / AIDS Management	16.0	3.0	0.4	2.7%	14.4%
27 03 02 08	Maternal and Child Health	8.2	1.8	0.3	3.5%	16.1%
27 03 02 09	Treatment of Drug-addicted patients	13.7	3.2	0.2	1.4%	6.0%
27 03 02 10	Support of Health Care	2.1	0.3	0.0	0.0%	0.0%
27 03 02 11	Management of Hepatitis C	5.0	1.2	0.1	1.0%	4.2%
27 03 03	Provision Of Medical Services To The Population In Priority Areas	463.8	105.9	11.7	2.5%	11.0%
27 03 03 01	Mental Health	50.0	11.7	1.9	3.7%	15.9%
27 03 03 02	Management of Diabetes	30.0	6.0	0.2	0.7%	3.3%
27 03 03 03	Oncohematology Service for children	3.0	0.7	0.0	0.0%	0.0%
27 03 03 04	Dialysis And Kidney Transplantation	56.0	6.6	0.7	1.2%	9.9%
27 03 03 05	Palliative care of incurable patients	5.2	1.4	0.2	4.5%	16.3%
27 03 03 06	Treatment Of Patients With Rare Diseases And Undergoing Permanent Replacement Treatment	30.0	6.0	0.1	0.3%	1.4%
27 03 03 07	Provision of primary and emergency medical care	198.6	49.4	3.9	2.0%	7.9%
27 03 03 08	Referral Services	45.0	10.5	1.4	3.1%	13.3%
27 03 03 09	Examination of Citizens to be recruited to defense forces service	1.0	0.2	0.0	3.7%	19.9%
27 03 03 10	Management of New Coronavirus Disease – COVID-19	40.0	12.0	2.8	7.0%	23.3%
27 03 03 11	Organ transplantation	5.0	1.3	0.5	10.6%	40.6%
27 03 04	Postgraduate Medical Education	0.5	0.0	0.00	0.0%	0.0%
27 04	Rehabilitation and Equipment of Healthcare Facilities	99.8	17.4	0.1	0.1%	0.5%
27 05	Reform Agenda of Labor and Employment System	90.3	16.6	7.6	8.4%	46.0%
27 06	Support of IDPS and Migrants;	242.7	60.2	2.5	1.0%	4.2%
27 06 01	Reintegration assistance for migrants returning to Georgia	0.7	0.1	0.0	0.6%	2.7%
27 06 02	Management of Eco-Migrant Migration	7.0	3.1	0.2	3.0%	6.8%
27 06 03	Establishment of Proper Social and Living Conditions for IDP's	233.9	56.9	2.3	1.0%	4.0%
27 06 04	Integration Assistance of Persons with International Protection	0.1	0.0	0.0	5.0%	18.8%
27 06 05	Livelihood Program	1.1	0.1	0.0	0.5%	7.0%
28 00	Ministry of Foreign Affairs of Georgia	186.0	52.7	20.4	10.9%	38.6%
28 01	Foreign Policy Implementation	185.0	52.5	20.3	11.0%	38.7%
28 01 01	Foreign Policy Planning and Management	175.3	47.1	17.2	9.8%	36.4%
28 01 02	Securing Financial Obligations In International Organizations	6.3	4.1	2.9	45.9%	70.6%
28 01 03	Translation and certification of international agreements and other documents	0.2	0.1	0.0	5.0%	14.1%
28 01 04	Diasporal Politics	1.9	0.9	0.1	6.5%	14.0%
28 01 05	Informing the Society on integration In European and Euro-Atlantic structures issues	1.3	0.3	0.1	9.1%	36.1%
28 02	Advancement of Staff Qualifications in International Relations	1.0	0.2	0.1	5.8%	24.0%

Code	Title	2023 Annual plan	3-month plan 2023 year	1-month performance 2023 year	1-month performance of 2023 y. towards annual plan %	1-month performance towards 3-month plan 2023 y. %
29 00	Ministry of Defence of Georgia	1,260.0	310.9	96.0	7.6%	30.9%
29 01	Management of Defence	506.6	127.0	35.8	7.1%	28.2%
29 02	Vocational Military Education	76.2	19.5	6.1	8.0%	31.2%
29 03	Healthcare and Social Security	53.8	15.0	5.0	9.2%	33.1%
29 04	Management, Control, Telecommunication and Computer Systems	16.5	6.4	0.3	1.5%	4.0%
29 05	Development of Infrastructure	100.0	35.0	7.6	7.6%	21.6%
29 06	International Peacekeeping Missions	2.0	0.5	0.1	4.3%	17.1%
29 07	Scientific Research and Development of Military Production and Manufacturing	44.6	17.6	1.8	4.0%	10.1%
29 08	Development of Defence capability	174.4	17.0	17.0	9.7%	100.0%
29 09	Provision of Logistics	285.9	73.0	22.6	7.9%	30.9%
30 00	Ministry of Internal Affairs of Georgia	1,106.0	268.5	71.0	6.4%	26.4%
30 01	Public Order and Development of International Cooperation	852.1	202.5	51.7	6.1%	25.5%
30 02	Protection of the State Border	124.6	30.9	9.0	7.3%	29.2%
30 03	Improvement of Security Levels of the Natural Persons and Legal Entities (including Property), Diplomatic Missions and National Treasure	14.4	3.6	1.0	7.1%	28.6%
30 04	Highly Qualified Staff Training and Retraining of Law Enforcement Bodies, Digitalization of Archive Funds, Scientific-Research Operation and Citizen Service	7.8	2.0	0.5	5.9%	23.6%
30 05	Healthcare of the Staff Employed at the Ministry of Internal Affairs of Georgia and at the State Security Service of Georgia	4.4	1.1	0.3	5.8%	22.9%
30 06	Improvement of Civil Security Levels, Creation and Management of Public Stock of Tangible Items	102.6	28.4	8.5	8.3%	29.8%
31 00	Ministry of Environmental Protection and Agriculture of Georgia	698.5	169.4	28.9	4.1%	17.0%
31 01	Environmental Protection and Agriculture Development Program	20.2	3.2	0.9	4.7%	29.3%
31 01 01	Elaborating policy and Management for environment protection and agriculture development	12.7	2.3	0.8	6.4%	34.5%
31 01 02	Biodiversity Protection measures	0.4	0.0	0.0	0.0%	
31 01 03	Provision of Functioning of Information Technologies and Electronic Systems	7.1	0.9	0.1	1.8%	15.1%
31 02	Food Safety, Plant Protection and Epizootic Trustworthiness	63.5	21.8	1.6	2.5%	7.3%
31 03	Development of Viticulture and Wine-Making	67.4	3.8	0.3	0.4%	6.6%
31 04	Implementation of Scientific Research Studies in Agriculture	5.9	1.3	0.2	3.7%	16.2%
31 05	Common Agro Project	346.4	87.2	21.5	6.2%	24.7%
31 05 01	Management of the Agriculture projects	12.7	3.6	0.1	0.8%	3.0%
31 05 02	Preferential Agro Credits	200.0	50.0	17.6	8.8%	35.2%
31 05 03	Agro-Insurance	12.0	0.3	0.0	0.1%	6.6%
31 05 04	Plant the future	35.0	10.0	1.6	4.6%	16.0%
31 05 05	Georgian Tea	1.0	0.2	0.0	0.9%	5.9%
31 05 06	Co-financing project for processing and storage enterprises	25.0	5.0	0.2	0.8%	3.8%
31 05 07	Registration Project for Farms/Farmers	0.3	0.1	0.0	0.0%	0.0%
31 05 08	Project Technical Support Program	1.0	0.2	0.0	3.8%	18.9%

Code	Title	2023 Annual plan	3-month plan 2023 year	1-month performance 2023 year	1-month performance of 2023 y. towards annual plan %	1-month performance towards 3-month plan 2023 y. %
31 05 09	Infrastructural development of agricultural cooperatives	5.0	1.0	0.0	0.0%	0.0%
31 05 10	Harvesting Agricultural Machinery Co-financing Program	7.0	1.0	0.0	0.0%	0.0%
31 05 11	Popularization of Georgian agro-food products	1.5	1.0	0.55	36.9%	55.4%
31 05 12	Imereti Agrozone	4.0	2.0	1.00	25.0%	50.0%
31 05 13	Promoting organic production program	0.5	0.1	0.00	0.0%	0.0%
31 05 14	Pilot program for women	0.4	0.1	0.00	0.0%	0.0%
31 05 15	Development Support of Agro sector	10.0	1.9	0.38	3.8%	19.9%
31 05 15 01	Breastfeeding Modernization and Market Access Program (DiMMA)	10.0	1.9	0.38	3.8%	19.9%
31 05 16	Leader program	1.0	0.2	0.00	0.0%	0.0%
31 05 17	State Program of Co-financing Agricultural Mechanization	10.0	0.5	0.00	0.0%	0.0%
31 05 18	Nut production promotion program	20.0	10.3	0.02	0.1%	0.2%
31 06	Modernization of Irrigation Systems	95.0	30.8	0.2	0.2%	0.6%
31 06 01	Rehabilitation and purchasing equipment for amelioration system	40.0	12.0	0.0	0.0%	0.0%
31 06 02	Ongoing technical operation of the amelioration infrastructure	25.0	6.0	0.0	0.0%	0.0%
31 06 03	Improvement of Irrigation and Drainage Systems (WB)	30.0	12.8	0.2	0.6%	1.5%
31 07	Environmental Surveillance	26.0	6.0	1.1	4.3%	18.8%
31 08	Establishment and Management of the Protected Areas System	31.5	6.4	1.1	3.6%	17.6%
31 09	Establishment and Management of Forestry System	21.0	4.2	1.0	4.9%	24.7%
31 10	Formation and Governance of Agency of Wildlife	1.2	0.4	0.1	4.9%	16.2%
31 11	Informational accessibility and Education for Sustainable Development Environmental Programs' on Protection and Agriculture	1.8	0.5	0.3	15.3%	58.3%
31 12	Protection of Nuclear and Radioactive Security	1.4	0.4	0.1	5.9%	21.2%
31 13	Forecast, Assessment, Prevention and Monitoring of Environmental Protection	8.0	1.2	0.2	2.0%	12.7%
31 14	Diagnosis of Consumption Products, Animal and Plant Diseases	5.0	1.5	0.1	2.3%	7.7%
31 15	National Program of Monitoring the sustainable land management and land use	4.4	0.6	0.2	3.8%	26.1%
32 00	Ministry of Education and Science of Georgia	2,030.8	462.4	192.3	9.5%	41.6%
32 01	Development of Public Policy and Program Management of Education and Science	53.8	10.2	2.3	4.3%	22.8%
32 02	Pre-school and General Education	1,341.0	336.1	129.1	9.6%	38.4%
32 02 01	General educational school funding	1,116.0	277.0	90.9	8.1%	32.8%
32 02 02	Support Teachers' professional development	11.7	2.8	0.9	7.3%	30.2%
32 02 03	Provision of safe educational environment	30.3	7.5	2.1	7.1%	28.4%
32 02 03 01	Administration of Safe Educational Environment Program	3.0	0.8	0.2	5.6%	21.3%
32 02 03 02	Provision of safe educational environment	27.3	6.7	2.0	7.2%	29.2%
32 02 04	Encouraging successful pupils	1.3	0.3	0.3	21.5%	97.2%
32 02 05	Providing educational and living conditions for especially talented pupils	0.3	0.1	0.0	3.6%	13.8%

Code	Title	2023 Annual plan	3-month plan 2023 year	1-month performance 2023 year	1-month performance of 2023 y. towards annual plan %	1-month performance towards 3-month plan 2023 y. %
32 02 06	Providing pupils with textbooks	33.3	2.2	1.5	4.5%	68.7%
32 02 07	Financial assistance to teachers and administrative-technical staff in the occupied regions	4.5	1.1	0.0	0.0%	0.0%
32 02 08	Access to general education for accused and convicted persons	0.4	0.1	0.0	2.9%	11.4%
32 02 09	Development and facilitation of the implementation of the National Curriculum	0.5	0.1	0.0	4.0%	28.6%
32 02 10	Providing transportation for public school students	40.0	11.6	4.7	11.7%	40.4%
32 02 11	Program "My First Computer"	43.6	27.5	27.5	63.2%	100.0%
32 02 12	Promoting General Education	5.0	0.9	0.2	4.4%	24.2%
32 02 13	Promoting General Education Reform	54.3	4.8	1.0	1.8%	20.3%
32 03	Vocational Education	87.4	22.9	16.5	18.8%	71.8%
32 03 01	Promoting the Development of Vocational Education	71.5	18.3	14.3	20.0%	78.0%
32 03 02	Development of Vocational Capacities	12.0	3.8	2.0	16.8%	53.0%
32 03 03	Vocational training of ethnic minorities	3.9	0.8	0.2	4.0%	19.5%
32 04	Higher Education	147.5	22.9	18.7	12.7%	81.9%
32 04 01	Exams organization	17.1	2.9	0.6	3.8%	22.4%
32 04 02	State education, master grants and youth promotion	120.0	18.5	17.2	14.3%	92.8%
32 04 03	Promoting Higher Education	0.5	0.1	0.0	2.9%	11.8%
32 04 04	Promoting Education Abroad	7.2	0.5	0.1	1.9%	29.8%
32 04 05	Promotion of Higher Education Institutions	2.7	0.9	0.8	27.4%	82.8%
32 05	Support to Scientific Research and Studies	75.8	19.0	3.8	5.0%	19.9%
32 05 01	Promotion of Scientific Grants and Scientific Research	35.4	9.1	1.2	3.3%	12.9%
32 05 02	Programs of Scientific Institutions	7.6	2.0	0.6	7.4%	27.7%
32 05 03	Promotion of the Georgian Academy of Agricultural Sciences	1.3	0.3	0.1	7.8%	30.2%
32 05 04	Promotion of Scientific Research	29.9	7.1	1.9	6.5%	27.3%
32 05 05	Popularization of science	1.5	0.4	0.0	0.0%	0.0%
32 06	Inclusive Education	45.6	11.7	4.1	9.0%	34.9%
32 07	Development of Infrastructure	229.0	35.7	17.3	7.6%	48.5%
32 07 01	Development of infrastructure of general education institutions	179.1	29.0	15.0	8.4%	51.5%
32 07 02	Development of infrastructure of vocational education institutions	35.0	2.0	0.5	1.4%	25.4%
32 07 03	Development of Infrastructure of Legal Entities of Public Law and Territorial Bodies within the System of the Ministry	2.0	0.3	0.1	6.3%	43.7%
32 07 04	Development of infrastructure of higher education and scientific institutions	10.1	2.1	1.2	11.9%	56.0%
32 07 05	Development of Public School Operation and Maintenance System	2.8	2.3	0.5	19.1%	23.6%
32 08	Innovation, Inclusion and Quality Project - Georgia I2Q (WB)	17.8	2.5	0.4	2.3%	16.7%
32 09	Vocational Education 1 (KfW)	15.0	0.6	0.0	0.3%	8.0%
32 10	Modern Skills for a Better Employment Sector Development Program - Project (ADB)	18.0	0.9	0.0	0.0%	0.4%
33 00	Ministry of Culture, Sport and Youth of Georgia	431.2	104.4	12.4	2.9%	11.9%

Code	Title	2023 Annual plan	3-month plan 2023 year	1-month performance 2023 year	1-month performance of 2023 y. towards annual plan %	1-month performance towards 3-month plan 2023 y. %
33 01	Development of Public Policy and Program Management of Culture, Sports and Youth	9.2	2.6	0.5	5.9%	20.9%
33 02	Higher Education in Art and Sport	17.2	3.7	1.2	7.2%	33.4%
33 03	Development of Infrastructure	48.7	8.0	0.6	1.3%	7.9%
33 04	Facilitation of Sport's and Art's Institutions	12.1	2.9	0.4	3.7%	15.8%
33 05	Facilitation of Development of Culture	98.1	23.6	7.0	7.1%	29.4%
33 06	Protection of Cultural Heritage and Museum System Improvement	39.5	6.4	1.6	4.0%	24.6%
33 07	Development and Popularization of Mass and High Achievements in Sports	177.1	54.5	0.0	0.0%	0.0%
33 08	Social Security Events for Public Figures of Sports and Culture	23.4	1.8	0.9	3.9%	49.3%
33 09	Support of Youth	5.9	0.8	0.1	1.3%	9.1%
34 00	Georgian Intelligence Service	18.0	4.5	1.4	7.6%	30.4%
35 00	LEPL - Civil Service Bureau	1.8	0.4	0.1	6.9%	27.7%
36 00	LEPL - Legal Aid Service	10.4	2.4	0.8	7.5%	31.9%
37 00	LEPL - State Office of Veterans' Affairs	15.0	3.5	0.5	3.6%	15.4%
38 00	LEPL – Financial Monitoring Service of Georgia	4.3	1.8	0.1	3.2%	7.5%
39 00	Personal data protection service	5.0	1.4	0.2	4.8%	17.6%
40 00	Special State Protection Service of Georgia	82.8	24.2	5.3	6.4%	21.7%
40 01	Provision of Security for Individuals and Facilities Subject to Protection	72.1	20.2	4.5	6.3%	22.3%
40 02	Maintenance of Public Facilities	10.2	3.8	0.7	6.8%	18.2%
40 03	LEPL - Government Special Communication Agency	0.5	0.2	0.06	12.1%	34.2%
41 00	Public Defender Office (Ombudsman) of Georgia	9.3	2.7	0.7	7.2%	24.8%
42 00	LEPL – Public Broadcaster	101.2	25.3	25.3	25.0%	100.0%
43 00	LEPL – National Competition Agency of Georgia	5.0	1.5	0.3	5.2%	17.7%
44 00	The Administration of the Temporary Administrative-Territorial Unit on the Territory of the Former South Ossetian Autonomous Region - Administration of South Ossetia	2.8	0.8	0.2	7.6%	26.6%
45 00	Patriarchate of Georgia	25.0	9.6	4.9	19.4%	50.7%
45 01	Grant Financing for Religious Education	14.8	4.9	1.5	9.9%	29.8%
45 02	NNLE - Religious Education Centre of the Patriarchy of Georgia Named After St. Svimon Cananeli	0.6	0.2	0.2	26.8%	84.4%
45 03	NNLE - Transfer Grant to the Education Centre of Batumi and Lazeti Eparchy	1.8	0.7	0.2	9.9%	25.3%
45 04	NNLE - Orphanage of the Georgian Patriarchy Named After St. Nino for Children Left Without Parental Care	0.7	0.2	0.0	4.2%	12.7%
45 05	NNLE - Grant Financing for Orphanage of Batumi Eparchy within the Georgian Patriarchy Named After St. Catherine Martyr	0.3	0.1	0.1	21.9%	78.2%
45 06	NNLE - Religious Education Centre of Georgian Patriarchy Named After St. Andrew the First Called	0.9	0.5	0.4	49.4%	95.4%
45 07	NNLE - Grant Financing for the Rehabilitation Centre at Monastery Named After St. George of Mtatsminda	0.2	0.1	0.0	13.7%	54.4%
45 08	NNLE - Grant Financing for Georgian University of the Patriarchy of Georgia Named After St. Andrew the First Called	1.9	0.6	0.3	14.3%	42.9%
45 09	NNLE - Grant Financing for the University of the Patriarchy of Georgia Named After Tbel Abuseridze	1.8	1.2	1.2	65.2%	99.7%
45 10	NNLE - Grant Financing for Rehabilitation and Adaptation Centre of Children with Limited Hearing	0.1	0.1	0.0	25.0%	50.1%

Code	Title	2023 Annual plan	3-month plan 2023 year	1-month performance 2023 year	1-month performance of 2023 y. towards annual plan %	1-month performance towards 3- month plan 2023 y. %
45 11	Subsidies to the Television Company of the Patriarchy of Georgia	0.8	0.4	0.4	50.0%	100.0%
45 12	NNLE - Grant Financing for Training Centre of Akhalkalaki and Kumurdo Eparchy	0.5	0.3	0.3	55.3%	86.4%
45 13	NNLE - Education, Arts and Recreation Centre of Poti	0.7	0.4	0.3	52.7%	98.3%
46 00	LEPL - Levan Samkharauli National Forensics Bureau	13.0	4.6	0.6	4.5%	12.8%
47 00	LEPL - National Statistics Office of Georgia, GeoStat	20.9	4.0	0.7	3.4%	17.8%
47 01	Planning and Management of Statistics	7.8	2.0	0.5	6.8%	26.9%
47 02	Public Program of Statistics	5.3	1.2	0.1	2.2%	9.5%
47 03	Universal Census of Population and Housing of Georgia	7.8	0.8	0.1	0.8%	7.8%
48 00	LEPL - Georgian National Academy of Science	4.7	1.2	0.4	7.6%	29.5%
49 00	Georgian Chamber of Commerce and Industry	1.9	0.5	0.1	5.3%	20.3%
50 00	LEPL-State Agency for Religious Issues	6.5	1.7	1.4	21.9%	84.4%
51 00	Special Investigation service	17.0	3.9	0.8	4.4%	19.4%
52 00	LEPL - State Language Department	1.0	0.2	0.0	4.2%	20.4%
53 00	LEPL - Public Private Partnership Center	0.5	0.1	0.0	4.2%	16.5%
54 00	The Office of the National Security Council	3.8	1.1	0.2	5.5%	19.6%
55 00	Expenditures of General-State Importance	3,985.8	914.7	386.8	9.7%	42.3%
55 01	External debt service and repayments	1,696.0	412.4	147.8	8.7%	35.8%
55 02	Domestic debt service and repayments	715.0	222.0	167.7	23.5%	75.6%
55 03	Liabilities regarding international financial organizations	2.8	0.0	0.0	0.0%	
55 04	Transfers for autonomous republics and municipalities	515.0	98.3	35.1	6.8%	35.7%
55 04 01	Transfers to Autonomous Republics	14.0	7.0	7.0	50.0%	100.0%
55 04 02	Transfers to municipalities	501.0	91.3	28.1	5.6%	30.8%
55 05	Government Reserve Fund of Georgia	60.0	10.0	0.0	0.0%	0.0%
55 06	Funds for Repayment of debt accumulated in previous years and execution of court decisions	40.0	5.0	0.1	0.4%	2.9%
55 07	Regional Development Fund of Georgia	400.0	80.0	0.0	0.0%	0.0%
55 08	Mountainous Community Development Fund	20.0	3.0	0.0	0.0%	0.0%
55 09	Funding simultaneous bonus for the established state awards of Georgia	0.2	0.1	0.0	3.5%	14.0%
55 10	Co-financing of Operating Expenses and Other Liabilities In the frame of international agreements	0.8	0.0	0.0	0.0%	0.0%
55 11	Co-financing Cumulative Pension Schemes	310.0	75.0	36.0	11.6%	48.0%
55 12	Financial support for planned reforms in municipalities in cooperation with international partners	15.0	5.0	0.0	0.0%	0.0%
55 13	General-State Expenditures Financed by Donors	211.0	4.0	0.0	0.0%	0.0%
55 13 01	Adjara Solid Waste Project (EBRD, SIDA)	6.0	0.0	0.0	0.0%	
55 13 02	Batumi Bus Project (E5P, EBRD)	0.5	0.1	0.0	0.0%	0.0%
55 13 03	Tbilisi Solid Waste Management	37.0	0.0	0.0	0.0%	
55 13 04	Adjara Rural Water Supply and Sewerage Program, Georgia (EU, KfW)	35.0	2.3	0.0	0.0%	0.0%

Code	Title	2023 Annual plan	3-month plan 2023 year	1-month performance 2023 year	1-month performance of 2023 y. towards annual plan %	1-month performance towards 3-month plan 2023 y. %
55 13 05	Housing Cities Investment Program	20.5	1.7	0.0	0.0%	0.0%
55 13 06	Tbilisi Metro Project (EBRD)	40.0	0.0	0.0	0.0%	
55 13 07	Sustainable Urban Mobility (KfW)	34.0	0.0	0.0	0.0%	
55 13 08	Assistance and Rehabilitation Project of Micro, Small and Medium Enterprises of Georgia (Component of National Bank of Georgia) (WB)	3.0	0.0	0.0	0.0%	
55 13 09	Tbilisi Bus Project - Phase II (EBRD)	35.0	0.0	0.0	0.0%	
63 00	NNLE - Peace Foundation for a Better Future	0.0	0.0	0.1		