



2021 Y.

Monthly Review of 2021 State Budget Execution (January)

Budget Analysis Unit

E-mail: pbo@parliament.ge



Parliamentary Budget Office, 2021 Y.

Main Indicators of the State Budget

According to the law of Georgia “on State Budget of Georgia 2021”, the planned annual **total revenues** were defined with the amount of 16,758.1 million GEL, while the planned annual **total expenditures** defined - 18,384.5 million GEL. In January 2021, the execution of total revenues amounted to 1,182.5 million GEL (7.1% of the annual plan) and lags behind the same indicator of previous year by 0.1 million GEL, while execution of total expenditures was – 1,280.8 million GEL (7.0% of the annual plan) which exceeds the indicator of previous year January by 221.9 million GEL (by 21.0%).

The diagram below represents the 2012-2021 annual budget plans and 1-month performance indicators of the State Budget total revenues and total expenditures.

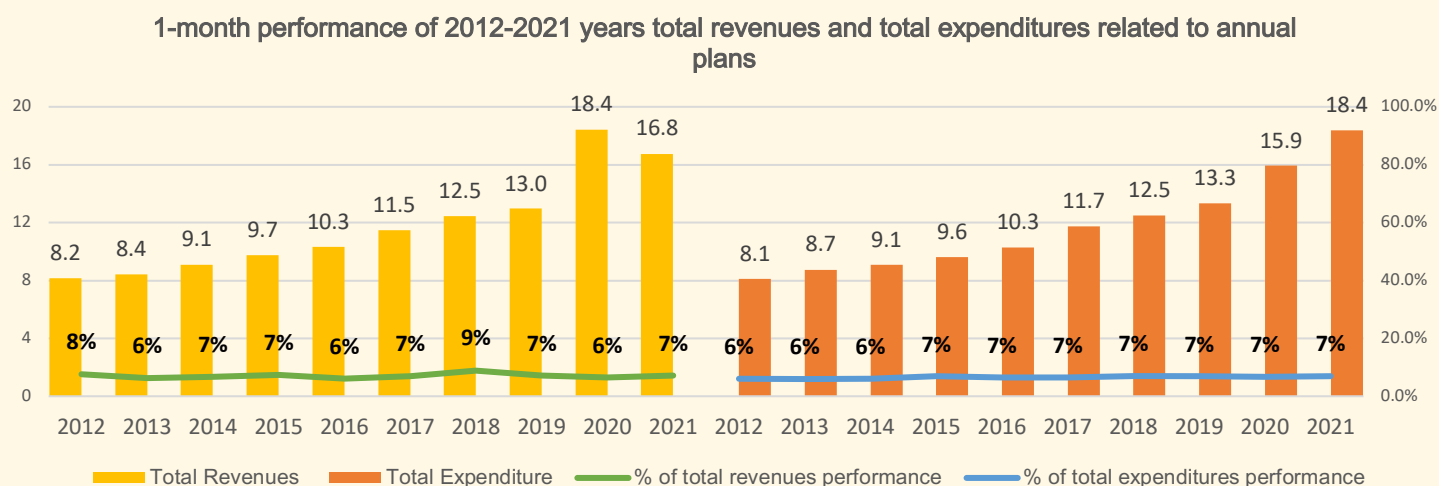


Diagram 1: 1-month performance of 2012-2021 years total revenues and total expenditures related to annual plans (Billion GEL, %).

State Budget **total revenues** 3-month plan is determined by¹ 4,408.8 million GEL, whereas 1-month performance amounts to – 26.8%. Concerning the execution of total revenues according to components, revenues component indicator stand out with good performance level towards the 3-month plan, amounting to 36.1% of the 3-month plan. Disposals of nonfinancial assets and Incurrence of liabilities components stand out with relatively low performance level, and are determined relatively by 1.3% and 6.9% of the 3-month plan. as to the fourth component of total revenues, disposals of financial assets, January performance of the noted indicator amounts to 103.6% of 3-month plan.

State Budget **total expenditures** 3-month plan amounts to 4,302.4 million GEL, whereas 1-month performance amounts to 29.8% of 3-month plan. Concerning the performance of total expenditures according to components, the performance of the largest component – expenses – is estimated at 29.3% of 3-month plan. Components of reductions of liabilities and acquisitions of nonfinancial assets stand out with good performance level and relatively amount to 41.7% and 32.9% of 3-month plan. As to the fourth component of total expenditures, acquisitions of financial assets, the noted indicator shows significant negative deviation – 6.0% of 3-month plan.

¹ Order №333 of the Minister of Finances of Georgia “On the approval of quarterly breakdown of Georgia's 2021 consolidated budget revenues, disposals of nonfinancial assets and disposals of financial assets, and on quarterly breakdown of 2021 State Budget”, December 31, 2020.

Title	2021 annual plan	3-month plan	1-month performance	1-month /3-month plan	Title	2021 annual plan	3-month plan	1-month performance	1-month /3-month plan
Total revenues	16,758.1	4,408.8	1,182.5	26.8%	Total expenditures	18,384.5	4,302.4	1,280.8	29.8%
Revenues	11,179.2	2,954.5	1,066.9	36.1%	Expenses	12,758.3	3,462.6	1,013.1	29.3%
Disposals of nonfinancial assets	150.0	32.0	0.4	1.3%	Acquisitions of nonfinancial assets	2,416.9	429.1	141.2	32.9%
Disposals of financial assets	150.0	18.1	18.8	103.6%	Acquisitions of financial assets	402.7	125.7	7.5	6.0%
Incurrence of liabilities	5,278.9	1,404.2	96.5	6.9%	Reductions of liabilities	2,806.6	285.0	118.9	41.7%

Table 1: 1-month performance of state budget total revenues and total expenditures by components 2021 (million GEL, %).

In January 2021, the State Budget **gross operating balance**² was defined by - 53.9 million GEL, whereas the **net lending/net borrowing balance**³ amounted to – 87.0 million GEL. The figure below represents the 1-month gross operating and net lending/net borrowing balance dynamics in 2012-2021.

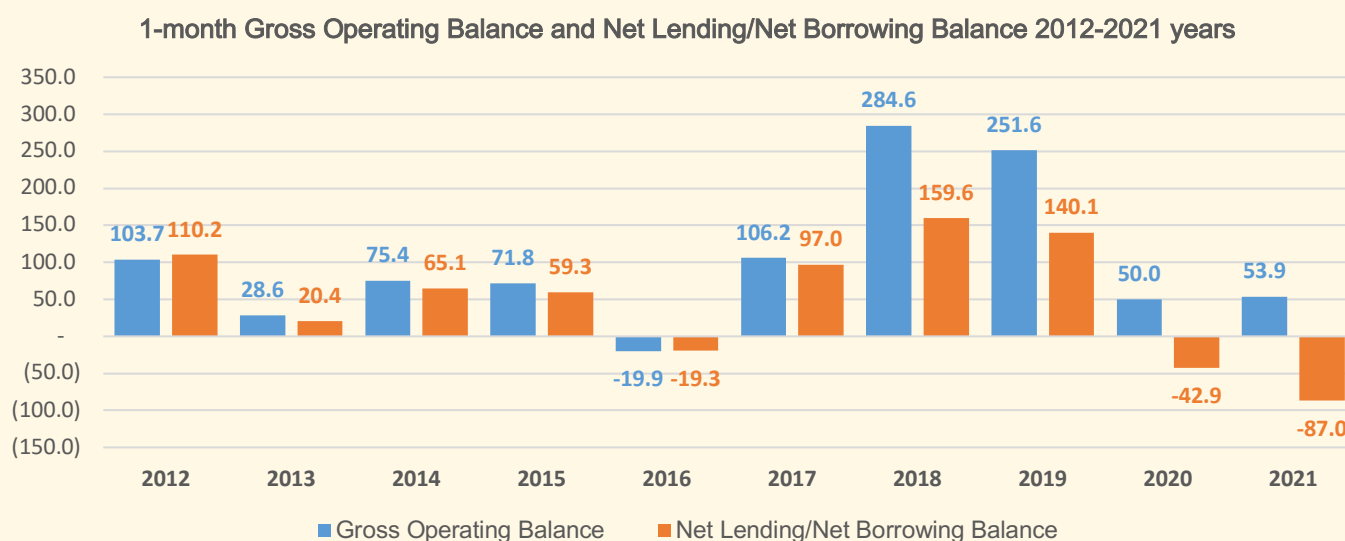


Diagram 2: 1-month gross operating balance and net lending/net borrowing balance of 2012-2021 (million GEL)

As to the **net change in the stock of cash**, at the beginning of the year, the adjusted State Budget balance was 2,311.4 million GEL. With January total revenues and total expenditures taken into account, the net application in the stock of cash amounted to - 98.2 million GEL and by February the 1st of 2021 the State Budget balance was - 2,213.1 GEL.

² Gross Operating Balance is the difference between revenues and expenses. It can be both positive and negative.

³ Net Lending/Net Borrowing Balance is the distinction between gross operating balance and Gross investment in nonfinancial assets and indicates the Budget surplus (positive value) and Budget deficit (negative value).

State Budget Total Revenues

The execution of State Budget **total revenues** in January 2021 was 1,182.5 million GEL. The major share, 90.2% is formed from the revenues. This indicator has increased compared to nominal expression of 2019-2020 which is related to grants and other revenues increase. Concerning the revenues share in total revenues, this indicator has increased compared to previous year (In 2020, the share of revenues amounted to 76.9% of the total revenues). Compared to previous year, the indicator of Incurrence of liabilities has decreased in nominal expression and as a share in total revenues. Namely, the Incurrence of liabilities for 1-month period in 2021 composes 8.2% of the total revenues, whereas 21.5% in 2020. As in previous years, in the reporting period of 2021 the receipts received by the disposals of nonfinancial and financial assets' total share is low and amounts to 1.6% (this indicator amounted to 1.6% in 2020 and to 0.5% in 2019).

1-month total revenues according to components 2019-2021

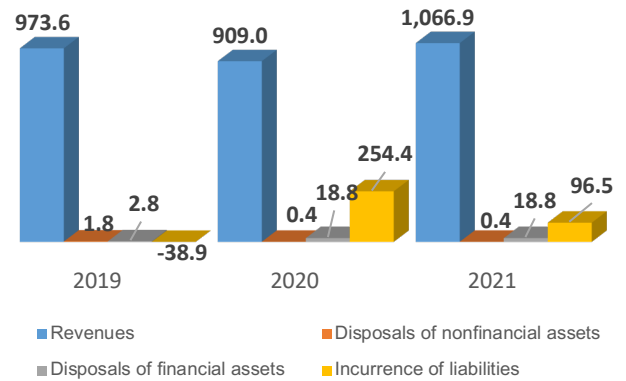


Diagram 3: total revenues according to components for 1-month 2019-2021 (million GEL)

In January 2021, the received **revenues** are defined by 1,066.9 million GEL, 36.1% of 3-month plan, and 9.5% of the annual plan⁴, exceeding previous year's indicator - by 157.9 million GEL (by 17.4%). As to the performance on the level of components, taxes stand out with good performance level, whereas the performance of grants and other revenues indicators show significant positive deviation towards 3-month, as well as towards the annual plan.

Tax revenues received in January amount to 834.6 million GEL, 31.5% of 3-month plan and – 8.1% of the annual plan, which is connected with high realization rate of income tax (40.1% of 3-month plan) and excise tax (36.6% of 3-month plan). Compared to the same period of previous year the amount of tax revenues have decreased by 35.1 million GEL (by 4.0%). The indicated decrease is mainly stipulated by decrease of the income tax and value added tax (VAT), relatively by - 16.8% and 13.7%. Namely, the decrease of income tax is mainly connected with the decrease of Income tax withheld by the employer with the amount of 58.7 million GEL (by 16.7%). As to the VAT, in January, State Budget received 293.8 million GEL as VAT, less than the previous year's indicator by 46.6 million GEL, what is mainly connected with the decrease of the VAT with the amount of 32.0% (by 45.3 million GEL) on products realized and services rendered on the territory of Georgia (VAT from the imported products have decreased by 0.6%, by 1.2 million GEL). Income received from the excise tax have increased compared to previous year (by 13.3 million GEL), which is mainly connected with imported products, namely, with 147.8% increase (by 14.4 million GEL) of the excise revenues from the imported tobacco.

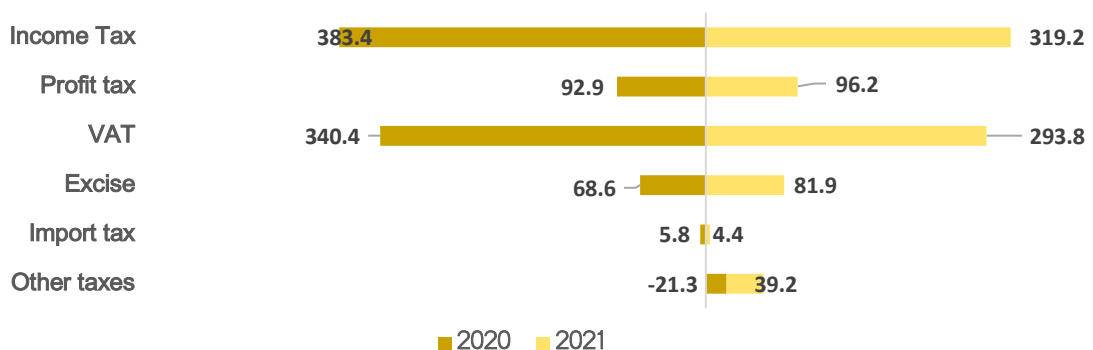


Diagram 4: 1-month taxes of 2020-2021 years by articles (million GEL)

⁴ Annual plan represents the plan approved by the law of Georgia "on State Budget of Georgia 2021".

The actual **grants** indicators (168.8 million GEL) stand out with high performance level, 89.3% of 3-month plan and 58.8% of the annual plan, what is mainly connected with budget supporting grants, by which, in January, budget has received by 6.6 million GEL more than 3-month planned indicator (163.6 million GEL). Moreover, 1.0 million GEL investment grants were received in the budget. Likewise, the target grants of 4.1 million GEL provided by the donors to the budgetary organizations were also included into the State Budget.

63.5 million GEL was mobilized as **other revenues** in January, 56.4% of 3-month and 11.6% of the annual plan, the major part of the total amount of revenues (with the amount of 72.5%) compiles revenues received from property (namely, by Interest) and from non-classified transfers (16.5%).

As for the execution of other components of total revenues:

The total revenues received from **Disposals of nonfinancial assets** (0.4 million GEL) stand out with low performance level, 1.3% of 3-month plan and 0.3% of annual plan. The great share of the total revenues goes on total revenues received from the realization of main assets.

In January, 18.8 million GEL is received from the execution of total revenues from **Disposals of financial assets** by 3.6% more than 3-month plan (12.5% of annual plan), which mainly goes on the funds received from the repayment of the loans.

In January, 96.5 million GEL was received in the budget total revenues by the **Incurrence of liabilities**, 6.9% of 3-month plan (1.8% of annual plan), funds are received from the source of external financing. Namely, budget received 371.8 million GEL in ways of budget supporting credits, 33.3% of 3-month plan, whereas 9.3% of 3-month plan (26.8 million GEL) in ways of investment credits.

	1-month performance	Performance towards 3-month plan	Performance towards annual plan
Incurrence of Liabilities	96.5	6.9%	1.8%
external	398.6	28.4%	7.6%
Budgetary credits	371.8	33.3%	9.7%
Investment credits	26.8	9.3%	1.8%
Domestic	-302.2		

Regarding the growth of the indicator of domestic liabilities, net revenue amounted to -302.2 million GEL, received by issue and coverage of treasury liabilities and treasury bonds.

Table 2: total revenue received by the Incurrence of liabilities for 1-month of 2021 (million GEL, %)

State Budget Total Expenditures

The execution of State Budget **total expenditures** in January 2021 was 1,280.8 million GEL. The major share, 79.1%, is formed from expenses, that are sharply increased in point of nominal expression in 2019-2020, although, the share of expenses of 2019-2020 has decreased insignificantly. Namely, in 1-month of 2020 the share of expenses in total expenditures was 81.1% and 79.3% in 1-month of 2019. Concerning the 3 other components of total expenditures, acquisitions of nonfinancial assets, acquisitions of financial assets and reductions of liabilities. In 1-month of 2021, the acquisitions of nonfinancial assets' performance indicator amounted to 11.0% of total expenditures, acquisitions of financial assets amounted to – 0.6%, and the performance of reductions of liabilities amounted to – 9.3%. In 1-month of 2020, their share in total expenditures were apportioned by the amount of 8.8%, 0.4%, 9.6% and – 12.4%, 0.6% and 7.6% in 1-month of 2019.

1-month total expenditure according to components 2019-2021

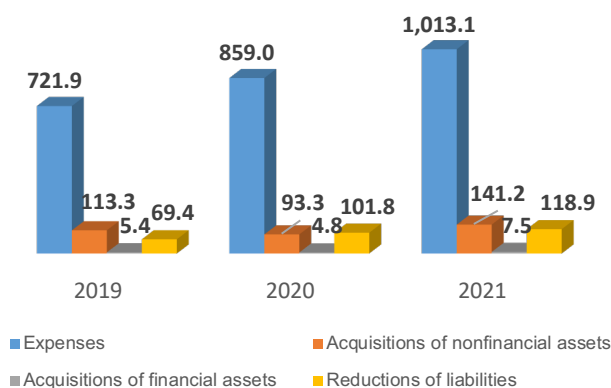


Diagram 5: total expenditure according to components for January 2019-2021 (million GEL)

The execution of January **expenses** amount to 1,013.1 million GEL, 29.3% of 3-month and – 7.9% of annual plan, what exceeds previous year indicator by 154.1 million GEL (17.9%). The difference is related to high execution of all the components, except from the Interest, compared previous year. It must be noted that, major share of total difference comes to social benefits (64.1 million GEL) and to other expenses (51.2 million GEL). Comparatively to 3-month plan, good performance level was seen in case of Interest (48.2%), compensation of employees (32.4%), other expenses (30.7%), and Social Benefits (29.9%). 77.8 million GEL from the execution of Interest (100.5 million GEL) was addressed to serving of state domestic liabilities and 22.4 million GEL on serving state external liabilities. Whereas, the great share from social benefits (436.8 million GEL) comes on social protection of population (324.5 million GEL), on healthcare services to population (94.7 million GEL) and on co-financing cumulative pension schemes (15.0 million GEL). Compared to 3-month plan, grants (22.3%), subsidies (21.8%) and use of goods and services (20.6%) are characterized by a relatively low level of performance.

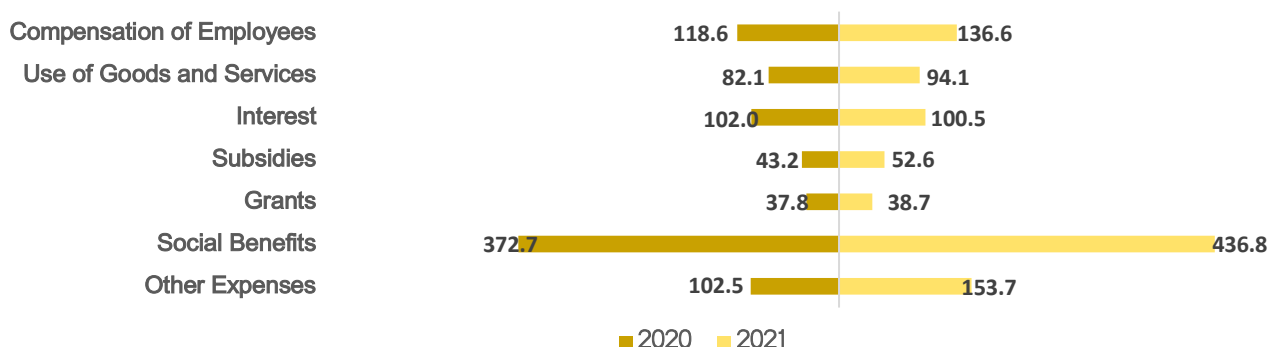


Diagram 6: 1-month expenses of 2020-2021 by articles (million GEL)

As to the execution of other components of total expenditure:

The execution of **Acquisitions of nonfinancial assets** (141.2 million GEL) stands out with good performance level, 32.9% of 3-month and 5.8% of annual plan. The great share of expenditures come from the rehabilitation of transportation infrastructure (44.1 million GEL), from the development of defence capability (37.0 million GEL), from infrastructure development of the Ministry of Defence of Georgia (25.8 million GEL) and from rehabilitation of regional and municipal infrastructure (10.8 million GEL).

Significant negative deviation is seen towards the 3-month plan in the performance of **Acquisitions of financial assets** component (7.5million GEL), which is 6.0% of 3-month and 1.9% of the annual plan. This mainly goes to loans of the program issued by the Ministry of Economy and Sustainable Development of Georgia’s program – “Vardnili and Enguri Hydro Power Plant Rehabilitation Project (EBRD, EIB, EU)” (program code 24 13) with the amount of 3.0 million GEL and on the program issued by the same Ministry „Development of Power Transmission Grids of Systemic Importance” (program code 24 14) with the amount of 4.3 million GEL.

Reductions of liabilities (118.9 million GEL) stands out with good performance level towards 3-month plan and amounts to 41.7% and towards the annual plan – amounting to 4.2%. The great share – 97.3 million GEL goes to repayment of state external liabilities.

	1-month performance	Performance towards 3-month plan	Performance towards annual plan
Reductions of Liabilities	118.9	41.7%	4.2%
External	97.3	35.7%	3.5%
Domestic	21.7	168.7%	50.6%

Table 3: 1-month performance of Reductions of liabilities, 2021 (million GEL, %)

Concerning the execution of January **Expenditures of General State Importance** defined by the State Budget, 197.5 million GEL is allocated to services and repayment of state external and domestic liabilities – 40.3% of 3-month and 5.3% of annual plan. Transfers relocated to autonomous republic and local self-governance units reached 16.3 million GEL. 6.6 million was addressed to capital transfers, 8.6 million GEL to special transfer, and 1.0 million GEL was used for targeted transfer. In January 15.0 million GEL was adjusted to the co-financing of cumulative pension schemes. Furthermore, it needs to be mentioned that 6.6 million GEL from the Regional Development Fund of Georgia, and 0.1 million GEL from Funds for Repayment of debt accumulated in previous years and execution of court decisions were absorbed.

In January, state budget execution according to the **Functional Classification of expenses and nonfinancial assets**⁵ was 1,154.3 million GEL (29.7% of 3-month and 7.6% of annual plan), the diagram below shows the expenses and nonfinancial assets’ classification of State Budget execution according to functional section:

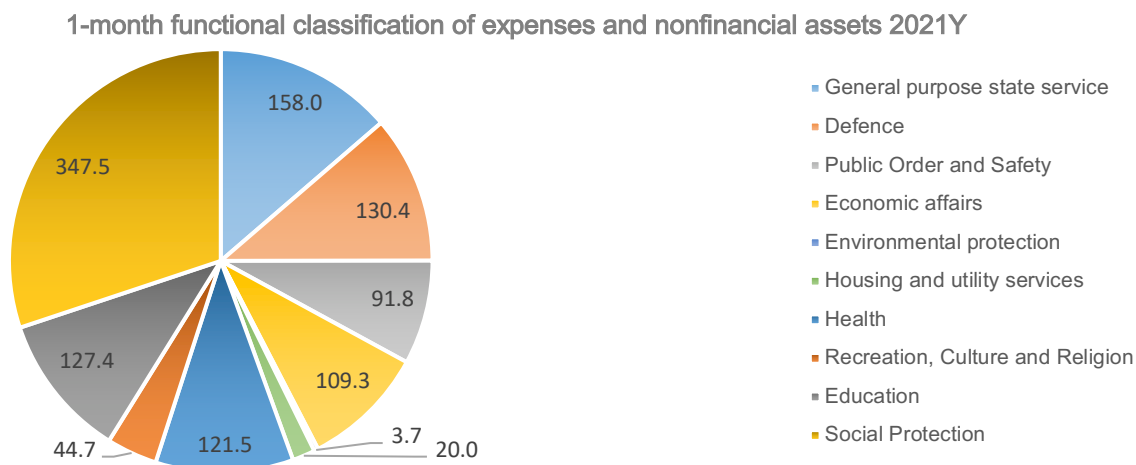


Diagram 7: 2021 1-month functional classification of expenses and nonfinancial assets (million GEL).

⁵ “Government Finance Statistics Manual” by the International Monetary Fund 2014 (GFSM 2014) The functional classification of expenses and nonfinancial assets provides information on the purpose of governmental functions by incurred expenses.

Used Data Sources:

- Information of the Treasury Service of the Ministry of Finance of Georgia on 2012-2021 January State Budget Total Revenues, Total Expenditures, Net change in the stock of cash and on Net lending/Net borrowing balance;
- Information of the Treasury Service of the Ministry of Finance of Georgia on 2020-2021 January Total revenues of Consolidated Budget of Georgia.

Annexes

Annex 1: State Budget total revenues, total expenditures and net change in the stock of cash (million GEL)

Title	1-month performance 2019 year	1-month performance 2020 year	2021 annual plan	3-month plan 2021 year*	1-month performance 2021 year	1-month performance 2021 y. / 3-month plan 2021 y.		1-month performance 2021 y. / 1-month performance 2020 y.		1-month performance of 2021 y. towards annual plan %
						Distinction	%	Distinction	%-Alteration	
Total Revenues	939.2	1,182.6	16,758.1	4,408.8	1,182.5	-3,226.3	26.8%	-0.1	0.0%	7.1%
Revenues	973.6	909.0	11,179.2	2,954.5	1,066.9	-1,887.6	36.1%	157.9	17.4%	9.5%
Taxes	808.5	869.7	10,342.3	2,652.8	834.6	-1,818.2	31.5%	-35.1	-4.0%	8.1%
Income tax	333.1	383.4	3,315.0	796.0	319.2	-476.8	40.1%	-64.2	-16.8%	9.6%
Profit tax	62.1	92.9	951.0	455.0	96.2	-358.8	21.1%	3.3	3.5%	10.1%
VAT	410.9	340.4	4,347.3	997.9	293.8	-704.1	29.4%	-46.6	-13.7%	6.8%
Excise tax	159.4	68.6	1,582.0	223.4	81.9	-141.5	36.6%	13.3	19.4%	5.2%
Import tax	5.5	5.8	77.0	20.5	4.4	-16.1	21.6%	-1.4	-23.5%	5.8%
Other taxes	-162.5	-21.3	70.0	160.0	39.2	-120.8	24.5%	60.5	-283.5%	56.0%
Grants	135.1	3.8	286.9	189.0	168.8	-20.3	89.3%	165.0	4394.1%	58.8%
Other Revenues	30.0	35.5	550.0	112.7	63.5	-49.1	56.4%	28.0	78.8%	11.6%
Disposals of nonfinancial assets	1.8	0.4	150.0	32.0	0.4	-31.6	1.3%	0.0	-2.3%	0.3%
Disposals of financial assets (Except of net application in the stock of cash)	2.8	18.8	150.0	18.1	18.8	0.7	103.6%	-0.1	-0.4%	12.5%
Incurrence of liabilities	-38.9	254.4	5,278.9	1,404.2	96.5	-1,307.8	6.9%	-157.9	-62.1%	1.8%
External	7.6	214.9	5,278.9	1,404.2	398.6	-1,005.6	28.4%	183.7	85.5%	7.6%
Domestic	-46.6	39.5	0.0	0.0	-302.2	-302.2		-341.6	-865.2%	
Total Expenditure	910.1	1,058.9	18,384.5	4,302.4	1,280.8	-3,021.7	29.8%	221.9	21.0%	7.0%
Expenses	721.9	859.0	12,758.3	3,462.6	1,013.1	-2,449.5	29.3%	154.1	17.9%	7.9%
Compensation of Employees	118.9	118.6	1,614.7	421.5	136.6	-284.9	32.4%	18.0	15.2%	8.5%
Use of Goods and Services	69.6	82.1	1,606.7	456.6	94.1	-362.5	20.6%	11.9	14.5%	5.9%
Interest	90.1	102.0	918.0	208.4	100.5	-107.9	48.2%	-1.5	-1.5%	11.0%
Subsidies	18.5	43.2	649.7	241.4	52.6	-188.8	21.8%	9.4	21.6%	8.1%
Grants	24.2	37.8	790.6	173.6	38.7	-134.9	22.3%	0.9	2.4%	4.9%
Social Benefits	300.5	372.7	5,361.9	1,460.7	436.8	-1,023.9	29.9%	64.1	17.2%	8.1%
Other Expenses	100.0	102.5	1,816.7	500.3	153.7	-346.6	30.7%	51.2	49.9%	8.5%
Acquisitions of nonfinancial assets	113.3	93.3	2,416.9	429.1	141.2	-287.9	32.9%	47.9	51.4%	5.8%
Acquisitions of financial assets (Except of net accumulation in the stock of cash)	5.4	4.8	402.7	125.7	7.5	-118.1	6.0%	2.8	58.2%	1.9%
Reductions of liabilities	69.4	101.8	2,806.6	285.0	118.9	-166.1	41.7%	17.1	16.8%	4.2%
External	69.4	99.7	2,763.7	272.2	97.3	-174.9	35.7%	-2.4	-2.4%	3.5%
Domestic	0.1	2.1	42.8	12.8	21.7	8.8	168.7%	19.5	917.0%	50.6%
Net change in the stock of cash (+ Accumulation / - Application)	29.1	123.7	-1,626.4	106.4	-98.2	-204.6		-221.9		

* 3-month plan is represented according to 2021 State Budget Quarterly Breakdown (The order №333 of the Minister of Finances December 31, 2020)

Annex 2: State Budget Balance (million GEL)

Title	1-month performance 2019 year	1-month performance 2020 year	2021 annual plan	3-month plan 2021 year	1-month performance 2021 year	1-month performance 2021 y. / 3-month plan 2021 y.		1-month performance 2021 y. / 1-month performance 2020 y.		1-month performance of 2021 y. towards annual plan %
						Distinction	%	Distinction	%-Alteration	
Revenues	973.6	909.0	11,179.2	2,954.5	1,066.9	-1,887.6	36.1%	157.9	17.4%	9.5%
Taxes	808.5	869.7	10,342.3	2,652.8	834.6	-1,818.2	31.5%	-35.1	-4.0%	8.1%
Grants	135.1	3.8	286.9	189.0	168.8	-20.3	89.3%	165.0	4394.1%	58.8%
Other Revenues	30.0	35.5	550.0	112.7	63.5	-49.1	56.4%	28.0	78.8%	11.6%
Expenses	721.9	859.0	12,758.3	3,462.6	1,013.1	-2,449.5	29.3%	154.1	17.9%	7.9%
Compensation of Employees	118.9	118.6	1,614.7	421.5	136.6	-284.9	32.4%	18.0	15.2%	8.5%
Use of Goods and Services	69.6	82.1	1,606.7	456.6	94.1	-362.5	20.6%	11.9	14.5%	5.9%
Interest	90.1	102.0	918.0	208.4	100.5	-107.9	48.2%	-1.5	-1.5%	11.0%
Subsidies	18.5	43.2	649.7	241.4	52.6	-188.8	21.8%	9.4	21.6%	8.1%
Grants	24.2	37.8	790.6	173.6	38.7	-134.9	22.3%	0.9	2.4%	4.9%
Social benefits	300.5	372.7	5,361.9	1,460.7	436.8	-1,023.9	29.9%	64.1	17.2%	8.1%
Other expenses	100.0	102.5	1,816.7	500.3	153.7	-346.6	30.7%	51.2	49.9%	8.5%
Gross operating balance	251.6	50.0	-1,579.1	-508.1	53.9	561.9	-10.6%	3.8	7.7%	-3.4%
Gross investment in nonfinancial assets	111.5	92.9	2,266.9	397.1	140.8	-256.3	35.5%	47.9	51.6%	6.2%
Acquisitions	113.3	93.3	2,416.9	429.1	141.2	-287.9	32.9%	47.9	51.4%	5.8%
Disposals	1.8	0.4	150.0	32.0	0.4	-31.6	1.3%	0.0	-2.3%	0.3%
Net Lending/Net Borrowing Balance	140.1	-42.9	-3,846.1	-905.2	-87.0	818.2	9.6%	-44.1	102.8%	2.3%
Net acquisition of financial assets	31.7	109.6	-1,373.7	213.9	-109.4	-323.4	-51.2%	-219.1	-199.8%	8.0%
Acquisitions	34.5	128.5	402.7	232.0	7.5	-224.5	3.2%	-120.9	-94.1%	1.9%
Currency and public deposits	29.1	123.7	0.0	106.4	0.0	-106.4	0.0%	-123.7	-100.0%	
Loans	5.4	4.8	402.7	125.7	7.5	-118.1	6.0%	2.8	58.2%	1.9%
Stocks and other capital	0.0	0.0	0.0	0.0	0.0	0.0		0.0		
Other accounts receivables	0.0	0.0	0.0	0.0	0.0	0.0		0.0		
Disposals	2.8	18.8	1,776.4	18.1	117.0	98.9	646.3%	98.2	521.2%	6.6%
Currency and public deposits	0.0	0.0	1,626.4	0.0	98.2	98.2		98.2		6.0%
Loans	2.8	18.8	150.0	18.1	18.8	0.7	103.6%	-0.1	-0.4%	12.5%
Stocks and other capital	0.0	0.0	0.0	0.0	0.0	0.0		0.0		
Other accounts receivables	0.0003	0.0	0.0	0.0	0.0	0.0		0.0		
Net incurrence of liabilities	-108.4	152.5	2,472.4	1,119.2	-22.5	-1,141.6	-2.0%	-175.0	-114.7%	-0.9%
Incurrence	-38.9	254.4	5,278.9	1,404.2	96.5	-1,307.8	6.9%	-157.9	-62.1%	1.8%
Domestic	-46.6	39.5	0.0	0.0	-302.2	-302.2		-341.6	-865.2%	
External	7.6	214.9	5,278.9	1,404.2	398.6	-1,005.6	28.4%	183.7	85.5%	7.6%
Reductions	69.4	101.8	2,806.6	285.0	118.9	-166.1	41.7%	17.1	16.8%	4.2%
Domestic	0.1	2.1	42.8	12.8	21.7	8.8	168.7%	19.5	917.0%	50.6%
External	69.4	99.7	2,763.7	272.2	97.3	-174.9	35.7%	-2.4	-2.4%	3.5%
Balance	0.0	0.0	0.0	0.0	0.0	0.0		0.0		

Annex 3: State Budget Appropriation (million GEL)

Code	Title	2021 Annual plan	3-month plan 2021 year	1-month performance 2021 year	1-month performance of 2021 y. towards annual plan %	1-month performance towards 3-month plan 2021 y. %
00 00	Total	18,384.5	4,302.4	1,280.8	7.0%	29.8%
01 00	Parliament of Georgia and Subordinated Organizations	64.7	16.1	3.7	5.8%	23.2%
01 01	Legislative Operation	53.7	13.2	3.1	5.7%	23.2%
01 01 01	Legislative, representative and supervisory activities	19.7	5.0	1.1	5.8%	23.0%
01 01 02	Activities of Parliamentary Fractions and the Bureaus of Majoritarian Members of Parliament	6.7	1.7	0.4	5.8%	23.0%
01 01 03	Administrative support for legislative activities	27.4	6.6	1.5	5.6%	23.4%
01 01 03 01	Administration of Legislative Activities	27.3	6.5	1.5	5.6%	23.4%
01 01 03 02	Professional Development of the Employees	0.1	0.0	0.0	5.0%	19.6%
01 02	Library Operation	9.6	2.4	0.6	6.1%	23.9%
01 03	State Regulation of Heraldic Operation	0.5	0.2	0.0	5.8%	17.2%
01 04	Strengthening Analytical and Research Affairs of Parliament of Georgia	1.0	0.3	0.1	5.5%	21.9%
02 00	Administration of the President of Georgia	6.3	2.1	0.5	8.5%	25.5%
03 00	Office of the Business Ombudsman of Georgia	0.7	0.2	0.0	6.0%	23.9%
04 00	Government Administration of Georgia	16.0	4.1	0.9	5.7%	22.3%
05 00	State Audit Office	16.8	4.8	1.0	6.1%	21.4%
06 00	Central Election Commission of Georgia	70.3	8.7	2.0	2.8%	22.8%
06 01	Development of Election Environment	13.8	3.4	0.9	6.4%	25.7%
06 02	Facilitation of Development of Elections Institution and Civic Education	1.3	0.3	0.1	4.7%	22.5%
06 03	Funding of Political Parties and NGO Sector	14.3	3.6	1.0	7.3%	29.3%
06 04	Measures for Holding Elections	40.8	1.5	0.0	0.0%	0.0%
07 00	Constitutional Court of Georgia	4.3	1.1	0.3	6.0%	23.2%
08 00	Supreme Court of Georgia	12.5	3.2	0.6	5.0%	19.8%
09 00	General Courts	86.0	18.5	4.5	5.2%	24.2%
09 01	Development and Support of General Judiciary System	84.1	18.0	4.4	5.2%	24.4%
09 02	Training and Retraining of Judges and Court Personnel	1.9	0.5	0.1	4.4%	18.2%
10 00	High Council of Justice of Georgia	6.5	1.8	0.3	5.0%	17.7%
11 00	Administration of State Representative in Abasha, Zugdidi, Martvili, Mestia, Senaki, Chkhorotsku, Tsalenjikha, Khobi Municipalities, Cities of Poti	0.9	0.2	0.1	6.1%	23.9%
12 00	Administration of State Representative in Lanchkhuti, Ozurgeti, Chokhatauri Municipalities	0.7	0.2	0.0	6.4%	26.9%
13 00	Administration of State Representative in Baghdati, Vani, Zestaponi, Terjola, Samtredia, Sachkhere, Tkibuli, Tskaltubo, Chiatura, Kharagauli, Khoni Municipalities and City of Kutaisi	0.8	0.2	0.0	6.0%	22.5%
14 00	Administration of State Representative in Akhmeta, Gurjaani, Dedoplistskaro, Telavi, Lagodekhi, Sagarejo, Signaghi, Kvareli Municipalities	0.8	0.2	0.0	6.1%	24.1%
15 00	Administration of State Representative in Dusheti, Tianeti, Mtskheta, Kazbegi Municipalities	0.7	0.2	0.0	6.6%	24.8%
16 00	Administration of State Representative in Ambrolauri, Lentekhi, Oni, Tsageri Municipalities	0.6	0.2	0.0	5.5%	20.1%
17 00	Administration of State Representative in Adigeni, Aspindza, Akhaltsikhe, Akhalkalaki, Borjomi, Ninotsminda Municipalities	0.7	0.2	0.0	7.1%	28.7%

18 00	Administration of State Representative in Bolnisi, Gardabani, Dmanisi, Tetri Tskaro, Mameuli, Tsalka Municipalities and City of Rustavi	0.9	0.2	0.1	6.3%	23.1%
19 00	Administration of State Representative in Gori, Kaspi, Kareli, Khashuri Municipalities	0.7	0.2	0.0	5.5%	21.1%
20 00	State Security Service of Georgia	137.5	35.3	10.6	7.7%	30.0%
20 01	Providing State Security	118.0	29.6	9.2	7.8%	31.0%
20 02	Maintenance of Operational and Technical Activities	18.5	5.4	1.4	7.3%	25.2%
20 03	State Security Staff Training, Retraining and Raising Qualifications	1.0	0.3	0.0	3.6%	11.9%
21 00	LEPL - Pension agency	3.4	1.3	0.3	8.6%	21.8%
22 00	Office of the State Minister of Georgia for Reconciliation and Civil Equality	2.6	0.6	0.1	4.9%	21.3%
23 00	Ministry of Finance of Georgia	88.9	34.2	10.5	11.8%	30.6%
23 01	Public Finance Management	18.7	4.6	1.0	5.3%	21.8%
23 02	Revenue Collection and Improvement of Taxpayer Service Delivery	40.0	22.1	7.5	18.7%	33.8%
23 03	Prevention of Economic Crime	21.5	5.6	1.5	7.1%	27.3%
23 04	Electronic and Analytic Support of Finance Management	6.8	1.4	0.3	4.8%	23.3%
23 05	Improvement of Staff Qualifications in the Financial Sector	0.9	0.3	0.1	7.8%	22.8%
23 06	Supervision of Accounting, Reporting and Audit	1.1	0.3	0.1	7.1%	27.8%
24 00	Ministry of Economy and Sustainable Development of Georgia	606.8	232.2	22.0	3.6%	9.5%
24 01	Development and Implementation of Economic Policy	13.5	2.5	0.9	6.6%	35.0%
24 02	Regulation of Technical and Construction Sectors	1.5	0.4	0.1	7.2%	28.8%
24 03	Development of Standardization and Metrology Sectors	1.0	0.4	0.1	9.4%	22.4%
24 04	Management and Development of Accreditation Process	0.1	0.0	0.0	25.0%	100.0%
24 05	Facilitation of Developments in Tourism	7.7	1.7	0.3	3.3%	15.3%
24 06	State Property Management	60.1	8.1	0.0	0.0%	0.1%
24 07	Development of Entrepreneurship	302.2	150.3	2.8	0.9%	1.9%
24 07 01	Administration of Entrepreneurship Development	3.2	0.8	0.2	7.2%	28.9%
24 07 02	Entrepreneurship Development Support	34.0	10.7	2.6	7.7%	24.3%
24 07 03	Economy supportive activities initiated due to the spread of the new coronavirus.	265.0	138.8	0.0	0.0%	0.0%
24 07 03 01	Promoting the construction sector	35.0	8.8	0.0	0.0%	0.0%
24 07 03 02	Promoting Micro and Small Entrepreneurship - Small Grants	15.0	15.0	0.0	0.0%	0.0%
24 07 03 03	Credit Guarantee Scheme	50.0	30.0	0.0	0.0%	0.0%
24 07 03 05	Assistance events for subsidizing utility bills	165.0	85.0	0.0	0.0%	0.0%
24 08	Development of Innovations and Technologies in Georgia	28.7	1.9	0.1	0.3%	5.0%
24 09	Regulation and Governance of Oil and Gas Sectors	0.6	0.2	0.0	7.4%	28.2%
24 10	International Obligations Coverage and Transportation Costs Subsidies in Transportation Field	3.0	0.6	0.0	0.0%	0.0%
24 11	Funding the costs of the natural gas supply for the Kazbegi and Dusheti municipalities mountainous communities	8.0	3.0	0.0	0.0%	0.0%
24 12	Development of Innovative Eco System (IBRD)	17.6	5.4	0.1	0.4%	1.3%
24 13	Vardnili and Enguri Hydro Power Plant Rehabilitation Project (EBRD, EIB, EU)	32.0	12.5	3.0	9.5%	24.2%
24 14	Development of Power Transmission Grids of Systemic Importance	51.5	4.6	4.3	8.4%	93.7%
24 14 01	Power Transmission Network Strengthening Project	7.2	0.6	0.0	0.0%	0.0%
24 14 02	Georgian Electricity Transmission Network Expansion open Program	6.6	0.0	0.0	0.0%	
24 14 02 01	Construction of 500 kV OHL "Ksani-Stepantsminda" (EBRD, EU, KfW)	4.8	0.0	0.0	0.0%	

24 14 02 02	"Jvari Khorga" Power Transmission Line (EBRD, EU, KfW)	1.8	0.0	0.0	0.0%	
24 14 03	Regional Power Transmission Improvement Project	37.7	4.0	4.3	11.4%	107.7%
24 14 03 01	500 kV OHL "Tskaltubo-Akhaltzikhe-Tortum" (KfW)	9.4	0.0	0.0	0.0%	
24 14 03 02	North Ring (EBRD), Namakhvani - Tskaltubo - Lajanuri (EBRD, KfW)	6.5	0.0	0.0	0.0%	
24 14 03 03	500 kV OHL "Jvari-Tskaltubo" (WB)	8.5	4.0	4.3	50.7%	107.7%
24 14 03 04	Strengthening of Guria Power Transmission Line Infrastructure (KfW)	7.0	0.0	0.0	0.0%	
24 14 03 05	Strengthening the Infrastructure of Kakheti (KfW)	6.0	0.0	0.0	0.0%	
24 14 03 06	"Kheledula-Lajanuri-Oni" (KfW)	0.3	0.0	0.0	0.0%	
24 15	Improvement of the electricity and natural gas supply to the population	22.8	20.1	8.0	35.1%	39.9%
24 16	Support to Professional Education in Navy and Marine Transportation	0.4	0.1	0.0	10.0%	40.1%
24 17	Anaklia Deepwater Port Development	1.5	0.3	0.0	1.2%	5.6%
24 18	Measures connected with Recognized Liabilities in Terms of Bilateral Contract	3.7	0.0	0.0	0.0%	
24 19	Regulation and Implementation Measurements of Supervisor Field on Market	0.9	0.2	0.0	4.5%	18.3%
24 20	Implementation of quarantine and other measures related to the new coronavirus	50.0	20.0	2.1	4.3%	10.7%
25 00	Ministry of Regional Development and Infrastructure of Georgia	2,366.6	342.4	87.2	3.7%	25.5%
25 01	Development and Management of Regions and Infrastructure Development Policy	5.7	1.4	0.4	6.6%	27.7%
25 02	Measures for the Improvement of Road Infrastructure	1,531.5	192.9	49.9	3.3%	25.9%
25 02 01	Highways program management	7.5	1.9	0.5	7.3%	28.8%
25 02 02	Road construction and maintenance	671.0	95.8	25.1	3.7%	26.2%
25 02 03	Express highways construction	853.0	95.3	24.3	2.8%	25.5%
25 03	Rehabilitation of Regional and Municipal Infrastructure	244.4	39.2	11.2	4.6%	28.7%
25 04	Rehabilitation and Recovery of Water Supply Infrastructure	348.7	75.2	20.1	5.8%	26.8%
25 05	Solid Waste Management Program	41.0	7.1	0.0	0.0%	0.0%
25 06	Support to IDPs	31.3	5.0	1.7	5.3%	33.4%
25 07	Construction and Rehabilitation of General Educational Infrastructure	164.1	21.7	3.9	2.4%	18.2%
26 00	Ministry of Justice of Georgia	236.5	69.0	10.3	4.4%	14.9%
26 01	Development of Public Policy to Support the Law Making and Legal Protection of the Best Interests of Georgia, Including the Implementation of Criminal Law System	25.7	10.2	0.4	1.6%	4.1%
26 02	Establishment of Penitentiary system with International Standards	156.5	34.2	8.1	5.2%	23.7%
26 02 01	Penitentiary system management and improvement the living conditions to the accused/convicted	129.5	30.0	7.8	6.0%	25.8%
26 02 02	Provision of equivalent medical services to accused and convicts	7.0	1.7	0.3	5.0%	20.4%
26 02 03	Improving the infrastructure of Penitentiary system	20.0	2.5	0.0	0.0%	0.0%
26 03	Ensured Protection of the National Archive Fund, Introduction of Modern Technologies in Service Delivery and Access to Documents	5.9	1.5	0.4	7.3%	28.9%
26 04	Retraining of Staff Employed in the System of the Ministry of Justice of Georgia and Another interested persons	2.5	0.7	0.1	5.6%	20.7%
26 05	Development of Electronic Governance	2.5	1.2	0.3	11.5%	24.0%
26 06	Crime Prevention, Development of Probation System and Resocialization of Former Inmates	6.5	1.9	0.4	6.9%	23.7%
26 07	Development of Accessibility and Services Offered by the Public Service Hall	16.5	7.9	0.3	1.6%	3.4%
26 08	Facilitation of Land Registration and Development/Availability of Public Register Services	5.0	3.6	0.0	0.0%	0.0%
26 09	Development of Land Market in Georgia (WB)	15.4	7.9	0.2	1.0%	2.0%
26 10	Service Development and Accessibility of the State Service Development Agency	0.0	0.0	0.1		

27 00	Ministry of Internally Displaced Persons from The Occupied Territories, Labour, Health and Social Affairs of Georgia	5,493.0	1,497.5	446.3	8.1%	29.8%
27 01	Management of Internally Displaced Persons from The Occupied Territories, Labour, Health and Social Security Programs	63.9	16.0	4.1	6.4%	25.4%
27 01 01	Development and management of policies in the field of IDPs from the occupied territories and in the field of labor, health and social protection	11.0	2.6	0.5	4.5%	19.5%
27 01 02	Medical Activity Regulatory Program	5.7	1.6	0.3	5.8%	20.4%
27 01 03	Disease Control and Epidemiological Security Program Management	11.3	2.5	1.1	9.8%	44.9%
27 01 04	Social protection program management	13.5	3.4	0.8	6.3%	25.1%
27 01 05	State care, human trafficking (trafficking) Victims Protection and Assistance Management	6.9	1.9	0.4	6.0%	22.2%
27 01 06	Emergency Coordination and Emergency Assistance Management	4.3	1.1	0.3	7.3%	27.0%
27 01 07	Statement for Refugees, Eco-Migrants and Livelihoods	5.5	1.5	0.3	5.5%	20.6%
27 01 08	Management of employment promotion services	1.2	0.4	0.0	3.8%	12.9%
27 01 09	Management of State Health Care Programs	4.5	1.2	0.2	4.9%	18.8%
27 02	Social Protection of Population	3,779.9	1,001.1	325.1	8.6%	32.5%
27 02 01	Provision of Pension for Population	2,600.0	640.0	212.6	8.2%	33.2%
27 02 02	Social Assistance for Targeted Groups of Population	816.0	204.0	67.9	8.3%	33.3%
27 02 03	Social Rehabilitation and Childcare	40.0	10.8	1.0	2.5%	9.2%
27 02 04	Social Benefits at Highland settlements	66.3	15.3	5.3	8.0%	34.8%
27 02 05	State care, human trafficking (trafficking) Victims Protection and Assistance Provision	7.6	1.9	0.4	5.7%	22.9%
27 02 06	Social assistance to the population due to the deterioration of the socio-economic situation caused by the new coronavirus	250.0	129.2	37.8	15.1%	29.3%
27 03	Healthcare Services to Population	1,548.6	466.1	116.8	7.5%	25.1%
27 03 01	Universal Healthcare services to population	800.0	196.0	59.0	7.4%	30.1%
27 03 02	Public Health Care	96.8	46.2	11.0	11.4%	23.8%
27 03 02 01	Early detection of the Disease and Screening	2.8	0.7	0.2	5.6%	22.4%
27 03 02 02	Immunization	28.0	27.7	7.3	26.3%	26.5%
27 03 02 03	Epidemiological Surveillance	2.2	0.7	0.0	0.0%	0.0%
27 03 02 04	Safe Blood	4.0	1.1	0.0	0.7%	2.6%
27 03 02 05	Promotion of obligations in the field of public health, the environment and occupational diseases	0.3	0.1	0.0	3.6%	14.3%
27 03 02 06	Tuberculosis Management	17.2	5.5	0.6	3.4%	10.6%
27 03 02 07	HIV / AIDS Management	14.1	3.7	2.5	17.7%	66.7%
27 03 02 08	Maternal and Child Health	8.0	1.9	0.1	1.7%	7.4%
27 03 02 09	Treatment of Drug-addicted patients	12.2	2.8	0.1	0.6%	2.8%
27 03 02 10	Support of Health Care	1.3	0.2	0.0	2.7%	14.6%
27 03 02 11	Management of Hepatitis C	7.0	1.9	0.1	1.9%	7.1%
27 03 03	Provision Of Medical Services To The Population In Priority Areas	651.2	223.9	46.9	7.2%	20.9%
27 03 03 01	Mental Health	28.9	7.1	0.0	0.0%	0.0%
27 03 03 02	Management of Diabetes	16.0	2.8	0.2	1.0%	5.5%
27 03 03 03	Oncohematology Service for children	2.0	0.5	0.0	0.0%	0.0%
27 03 03 04	Dialysis And Kidney Transplantation	40.4	8.9	0.5	1.3%	5.9%
27 03 03 05	Palliative care of incurable patients	4.0	1.0	0.1	2.6%	10.1%

27 03 03 06	Treatment Of Patients With Rare Diseases And Undergoing Permanent Replacement Treatment	12.5	4.2	0.0	0.0%	0.0%
27 03 03 07	Provision of primary and emergency medical care	121.4	31.8	2.9	2.4%	9.2%
27 03 03 08	Referral Services	25.0	7.4	1.1	4.2%	14.3%
27 03 03 09	Examination of Citizens to be recruited to defense forces service	1.0	0.2	0.0	0.0%	0.0%
27 03 03 10	Management of New Coronavirus Disease – COVID-19	400.0	160.0	42.1	10.5%	26.3%
27 03 04	Postgraduate Medical Education	0.5	0.0	0.0	0.0%	0.0%
27 04	Rehabilitation and Equipment of Healthcare Facilities	30.0	2.1	0.0	0.0%	0.5%
27 05	Reform Agenda of Labor and Employment System	8.9	2.6	0.2	2.2%	7.3%
27 06	Support of IDPS and Migrants;	61.8	9.5	0.2	0.3%	1.7%
27 06 01	Reintegration assistance for migrants returning to Georgia	0.7	0.1	0.0	0.8%	3.9%
27 06 02	Management of Eco-Migrant Migration	5.0	0.3	0.0	0.0%	0.5%
27 06 03	Establishment of Proper Social and Living Conditions for IDP's	55.0	8.8	0.1	0.2%	1.5%
27 06 04	Integration Assistance of Persons with International Protection	0.1	0.0	0.0	24.3%	96.9%
27 06 05	Livelihood Program	1.1	0.3	0.0	0.0%	0.0%
28 00	Ministry of Foreign Affairs of Georgia	174.2	53.2	18.8	10.8%	35.3%
28 01	Foreign Policy Implementation	173.4	53.0	18.7	10.8%	35.3%
28 01 01	Foreign Policy Planning and Management	161.4	45.9	18.7	11.6%	40.8%
28 01 02	Securing Financial Obligations In International Organizations	6.3	6.1	0.0	0.0%	0.0%
28 01 03	Translation and certification of international agreements and other documents	0.1	0.0	0.0	4.1%	12.7%
28 01 04	Diasporal Politics	4.7	0.8	0.0	0.0%	0.0%
28 01 05	Informing the Society on integration In European and Euro-Atlantic structures issues	0.9	0.3	0.0	4.0%	12.0%
28 02	Advancement of Staff Qualifications in International Relations	0.9	0.2	0.1	9.8%	42.3%
29 00	Ministry of Defence of Georgia	900.0	328.6	128.8	14.3%	39.2%
29 01	Management of Defence	339.8	88.3	29.7	8.7%	33.6%
29 02	Vocational Military Education	52.3	14.4	4.2	8.0%	29.1%
29 03	Healthcare and Social Security	60.7	18.4	3.0	4.9%	16.0%
29 04	Management, Control, Telecommunication and Computer Systems	7.8	2.7	0.3	3.2%	9.5%
29 05	Development of Infrastructure	80.0	40.0	25.8	32.2%	64.4%
29 06	International Peacekeeping Missions	33.0	13.0	5.6	16.8%	42.6%
29 07	Scientific Research and Development of Military Production and Manufacturing	33.5	9.3	1.4	4.3%	15.5%
29 08	Development of Defence capability	110.0	86.8	37.0	33.6%	42.6%
29 09	Provision of Logistics	132.9	55.7	22.0	16.6%	39.5%
29 10	Capacity Building of Defence Forces of Georgia (SG)	50.0	0.0	0.0	0.0%	
30 00	Ministry of Internal Affairs of Georgia	780.0	192.0	59.3	7.6%	30.9%
30 01	Public Order and Development of International Cooperation	584.9	141.1	46.5	7.9%	32.9%
30 02	Protection of the State Border	97.1	25.7	6.4	6.6%	24.9%
30 03	Improvement of Security Levels of the Natural Persons and Legal Entities (including Property), Diplomatic Missions and National Treasure	11.6	2.9	0.8	7.0%	27.9%
30 04	Highly Qualified Staff Training and Retraining of Law Enforcement Bodies, Digitalization of Archive Funds, Scientific-Research Operation and Citizen Service	6.9	1.6	0.4	5.1%	21.5%
30 05	Healthcare of the Staff Employed at the Ministry of Internal Affairs of Georgia and at the State Security Service of Georgia	4.2	1.0	0.2	4.9%	19.9%

30 06	Improvement of Civil Security Levels, Creation and Management of Public Stock of Tangible Items	75.3	19.6	5.1	6.7%	25.9%
31 00	Ministry of Environmental Protection and Agriculture of Georgia	451.6	166.4	58.1	12.9%	34.9%
31 01	Environmental Protection and Agriculture Development Program	10.1	2.3	0.5	5.4%	23.4%
31 01 01	Elaborating policy and Management for environment protection and agriculture development	8.2	2.1	0.5	6.0%	24.0%
31 01 02	Activities on Environmental Impact Assessment	0.9	0.2	0.0	4.7%	18.8%
31 01 03	Popularization of Georgian agro-food products	0.5	0.0	0.0	0.0%	
31 01 04	Biodiversity Protection measures	0.4	0.0	0.0	0.0%	
31 02	Food Safety, Plant Protection and Epizootic Trustworthiness	29.9	6.3	0.9	2.9%	13.7%
31 03	Development of Viticulture and Wine-Making	49.8	31.5	15.1	30.3%	47.9%
31 04	Implementation of Scientific Research Studies in Agriculture	5.9	1.2	0.2	3.0%	14.0%
31 05	Common Agro Project	206.7	82.5	36.9	17.8%	44.7%
31 05 01	Management of the Agriculture projects	10.1	2.6	0.6	6.3%	24.6%
31 05 02	Preferential Agro Credits	115.0	50.0	29.8	25.9%	59.7%
31 05 03	Agro-Insurance	9.0	1.0	0.5	5.4%	48.6%
31 05 04	Plant the future	18.0	7.0	3.8	21.1%	54.2%
31 05 05	Georgian Tea	0.5	0.1	0.0	0.0%	0.0%
31 05 06	Co-financing project for processing and storage enterprises	12.0	1.0	0.4	3.6%	43.2%
31 05 07	Registration Project for Farms/Farmers	0.3	0.1	0.0	0.0%	0.0%
31 05 08	Project Technical Support Program	0.5	0.2	0.0	2.0%	5.0%
31 05 09	Support of Beekeeping Agricultural Cooperatives	0.2	0.0	0.0	0.0%	
31 05 10	Infrastructural development of agricultural cooperatives	3.5	0.8	0.2	4.7%	20.7%
31 05 11	Development Support of Agro sector	20.6	9.2	0.2	0.9%	2.0%
31 05 11 01	Agricultural Modernization, Market Access and Sustainability Project	0.6	0.6	0.1	16.2%	16.2%
31 05 11 02	Breastfeeding Modernization and Market Access Program (DiMMA)	20.0	8.7	0.1	0.5%	1.1%
31 05 12	Harvesting Agricultural Machinery Co-financing Program	5.0	0.5	0.0	0.3%	3.3%
31 05 13	Agricultural support measures resulting from New Coronavirus- COVID-19	12.0	10.0	1.3	10.8%	13.0%
31 06	Modernization of Irrigation Systems	90.7	24.3	0.7	0.8%	2.9%
31 06 01	Rehabilitation and purchasing equipment for amelioration system	50.0	8.0	0.0	0.0%	0.0%
31 06 02	Ongoing technical operation of the amelioration infrastructure	20.7	4.0	0.0	0.0%	0.0%
31 06 03	Improvement of Irrigation and Drainage Systems (WB)	20.0	12.3	0.7	3.5%	5.7%
31 07	Environmental Surveillance	16.9	4.1	0.9	5.5%	22.7%
31 08	Establishment and Management of the Protected Areas System	15.2	4.7	1.7	11.4%	37.2%
31 09	Establishment and Management of Forestry System	8.0	2.7	0.6	7.8%	23.3%
31 10	Formation and Governance of Agency of Wildlife	0.6	0.2	0.0	3.8%	13.2%
31 11	Informational accessibility and Education for Sustainable Development Environmental Programs' on Protection and Agriculture	4.9	1.6	0.1	1.8%	5.5%
31 12	Protection of Nuclear and Radioactive Security	1.1	0.3	0.1	5.9%	21.8%
31 13	Monitoring, Projections and Prevention of Environmental Protection	5.3	3.0	0.1	1.0%	1.7%
31 14	Diagnosis of Consumption Products, Animal and Plant Diseases	4.7	1.3	0.2	4.4%	16.0%
31 15	National Program of Monitoring the sustainable land management and land use	2.1	0.4	0.1	4.1%	20.4%
32 00	Ministry of Education, Science, Culture and Sport of Georgia	1,797.6	455.9	149.8	8.3%	32.9%

32 01	Development of Public Policy of Education, Science, Culture and Sports; Program Management	42.4	8.4	2.9	6.9%	34.6%
32 02	Pre-school and General Education	1,029.5	268.3	74.3	7.2%	27.7%
32 02 01	General educational school funding	894.0	223.0	72.1	8.1%	32.3%
32 02 02	Support Teachers' professional development	10.3	2.1	0.7	7.0%	35.1%
32 02 03	Provision of safe educational environment	18.8	4.7	1.3	7.2%	28.8%
32 02 03 01	Administration of Safe Educational Environment Program	2.3	0.6	0.2	7.0%	28.2%
32 02 03 02	Provision of safe educational environment	16.5	4.1	1.2	7.2%	28.9%
32 02 04	Encouraging successful pupils	1.0	0.4	0.0	0.0%	0.0%
32 02 05	Providing educational and living conditions for especially talented pupils	0.2	0.1	0.0	2.5%	12.2%
32 02 06	Providing pupils with textbooks	26.3	0.1	0.0	0.1%	19.7%
32 02 07	Financial assistance to teachers and administrative-technical staff in the occupied regions	4.2	1.1	0.0	0.0%	0.0%
32 02 08	Access to general education for accused and convicted persons	0.3	0.1	0.1	20.2%	75.8%
32 02 09	Development and facilitation of the implementation of the National Curriculum	0.4	0.1	0.0	6.9%	34.8%
32 02 10	Providing transportation for public school students	13.6	1.0	0.0	0.0%	0.3%
32 02 11	Program "My First Computer"	43.0	32.0	0.0	0.0%	0.0%
32 02 12	Promoting General Education	1.6	0.5	0.0	1.0%	3.3%
32 02 13	Promoting General Education Reform	16.0	3.3	0.1	0.4%	2.1%
32 03	Vocational Education	62.5	13.7	8.3	13.3%	60.5%
32 03 01	Promoting the Development of Vocational Education	60.00	13.15	8.23	13.7%	62.6%
32 03 02	Access to vocational education for convicts and ex-prisoners	0.1	0.0	0.0	0.0%	
32 03 03	Vocational training of ethnic minorities	2.4	0.6	0.1	3.0%	12.5%
32 04	Higher Education	153.4	30.3	20.5	13.4%	67.9%
32 04 01	Exams organization	13.8	1.9	0.5	3.8%	27.8%
32 04 02	State education, master grants and youth promotion	117.2	23.4	18.5	15.8%	79.2%
32 04 03	Promoting Higher Education	0.2	0.0	0.0	4.8%	22.1%
32 04 04	Promoting Education Abroad	7.0	1.4	0.2	2.2%	10.4%
32 04 05	Promotion of Higher Education Institutions	15.2	3.5	1.4	9.0%	38.6%
32 05	Support to Scientific Research and Studies	60.5	17.7	5.7	9.4%	32.1%
32 05 01	Promotion of Scientific Grants and Scientific Research	28.1	10.2	4.0	14.2%	39.1%
32 05 02	Programs of Scientific Institutions	5.9	1.6	0.4	7.2%	26.8%
32 05 03	Promotion of the Georgian Academy of Agricultural Sciences	1.1	0.3	0.1	7.9%	32.3%
32 05 04	Promotion of Scientific Research	25.0	5.6	1.2	4.7%	20.9%
32 05 05	Popularization of science	0.4	0.0	0.0	0.0%	
32 06	Inclusive Education	27.1	5.7	1.8	6.6%	31.1%
32 07	Development of Infrastructure	137.8	33.4	15.3	11.1%	45.9%
32 07 01	Development of infrastructure of general education institutions	34.0	6.8	2.8	8.1%	40.2%
32 07 02	Development of infrastructure of vocational education institutions	25.0	7.6	1.2	4.9%	16.0%
32 07 03	Development of Infrastructure of Legal Entities of Public Law and Territorial Bodies within the System of the Ministry	1.5	0.2	0.0	0.0%	0.0%
32 07 04	Development of infrastructure of higher education and scientific institutions	20.0	2.5	1.3	6.6%	52.7%
32 07 05	Development of Public School Operation and Maintenance System	2.3	0.4	0.0	0.0%	0.0%

32 07 06	Support for Investment and Infrastructural Projects in Culture	8.0	0.5	0.0	0.0%	0.0%
32 07 07	Support for investments and infrastructure projects in sports	46.9	15.4	10.1	21.4%	65.5%
32 08	Facilitation of Sport's and Art's Institutions	6.8	1.6	0.4	6.3%	26.9%
32 09	Facilitation of Development of Culture	69.5	19.7	7.4	10.6%	37.4%
32 10	Protection of Cultural Heritage and Museum System Improvement	30.2	5.0	1.3	4.3%	26.1%
32 11	Development and Popularization of Mass and High Achievements in Sports	122.4	41.3	9.8	8.0%	23.6%
32 12	Social Security and Assistance Events for Public Figures of Sports and Culture	17.1	4.8	1.9	11.2%	40.2%
32 13	Innovation, Inclusion and Quality Project - Georgia I2Q (IBRD)	26.5	4.2	0.1	0.4%	2.6%
32 14	Vocational Education I (KfW)	8.5	0.1	0.0	0.4%	28.0%
32 15	Applied Scientific Research Grant Program (IBRD)	3.4	1.7	0.0	0.0%	0.0%
33 00	Prosecutor's Office of Georgia	41.4	10.6	3.0	7.3%	28.4%
34 00	Georgian Intelligence Service	13.8	3.8	1.1	8.3%	30.2%
35 00	LEPL - Civil Service Bureau	1.4	0.4	0.1	8.7%	34.7%
36 00	LEPL - Legal Aid Service	7.3	2.4	0.5	6.5%	19.8%
37 00	LEPL - State Office of Veterans' Affairs	7.9	1.7	0.4	4.7%	21.3%
38 00	LEPL – Financial Monitoring Service of Georgia	2.2	0.6	0.1	5.5%	20.6%
39 00	NNLE - Solidarity Fund of Georgia	0.3	0.1	0.0	7.5%	29.1%
40 00	Special State Protection Service of Georgia	60.4	16.3	4.8	8.0%	29.7%
40 01	Provision of Security for Individuals and Facilities Subject to Protection	52.4	13.9	4.5	8.6%	32.3%
40 02	Maintenance of Public Facilities	8.0	2.3	0.3	4.3%	14.5%
41 00	Public Defender Office (Ombudsman) of Georgia	8.5	1.8	0.3	3.9%	18.3%
42 00	LEPL – Public Broadcaster	69.2	17.3	17.3	25.0%	100.1%
43 00	LEPL – National Competition Agency of Georgia	2.4	0.9	0.1	5.4%	15.1%
44 00	The Administration of the Temporary Administrative-Territorial Unit on the Territory of the Former South Ossetian Autonomous Region - Administration of South Ossetia	2.5	0.7	0.2	6.2%	21.9%
45 00	Patriarchate of Georgia	25.0	8.3	4.1	16.5%	49.8%
45 01	Grant Financing for Religious Education	14.7	4.5	1.4	9.2%	30.4%
45 02	NNLE - Religious Education Centre of the Patriarchy of Georgia Named After St. Svimon Cananeli	0.6	0.2	0.1	18.5%	58.2%
45 03	NNLE - Transfer Grant to the Education Centre of Batumi and Lazeti Eparchy	1.8	0.7	0.2	11.7%	30.7%
45 04	NNLE - Orphanage of the Georgian Patriarchy Named After St. Nino for Children Left Without Parental Care	0.7	0.3	0.3	41.9%	99.8%
45 05	NNLE - Grant Financing for Orphanage of Batumi Eparchy within the Georgian Patriarchy Named After St. Catherine Martyr	0.3	0.1	0.1	20.9%	74.7%
45 06	NNLE - Religious Education Centre of Georgian Patriarchy Named After St. Andrew the First Called	0.9	0.2	0.2	20.6%	82.5%
45 07	NNLE - Grant Financing for the Rehabilitation Centre at Monastery Named After St. George of Mtatsminda	0.2	0.1	0.0	5.5%	21.9%
45 08	NNLE - Grant Financing for Georgian University of the Patriarchy of Georgia Named After St. Andrew the First Called	1.9	0.5	0.2	8.8%	34.2%
45 09	NNLE - Grant Financing for the University of the Patriarchy of Georgia Named After Tbel Abuseridze	1.8	0.7	0.7	39.3%	99.9%
45 10	NNLE - Grant Financing for Rehabilitation and Adaptation Centre of Children with Limited Hearing	0.1	0.0	0.0	18.6%	61.9%
45 11	Subsidies to the Television Company of the Patriarchy of Georgia	0.8	0.4	0.4	50.0%	100.0%
45 12	NNLE - Grant Financing for Training Centre of Akhalkalaki and Kumurdo Eparchy	0.5	0.3	0.3	51.8%	86.3%

45 13	NNLE - Education, Arts and Recreation Centre of Poti	0.7	0.4	0.3	52.5%	98.0%
46 00	LEPL - Levan Samkharauli National Forensics Bureau	7.0	2.0	0.3	3.7%	13.4%
47 00	LEPL - National Statistics Office of Georgia, GeoStat	10.1	2.5	0.5	5.2%	20.9%
47 01	Planning and Management of Statistics	5.6	1.5	0.4	7.1%	26.1%
47 02	Public Program of Statistics	4.3	1.0	0.1	2.8%	12.6%
47 03	Universal Census of Population and Housing of Georgia	0.3	0.1	0.0	3.8%	22.5%
48 00	LEPL - Georgian National Academy of Science	4.3	1.1	0.3	7.6%	29.8%
49 00	Georgian Chamber of Commerce and Industry	1.4	0.5	0.1	5.4%	16.8%
50 00	LEPL-State Agency for Religious Issues	5.3	1.5	1.1	20.6%	75.3%
51 00	State Inspector Service	9.0	2.4	0.4	4.6%	17.1%
52 00	LEPL - State Language Department	0.5	0.1	0.0	7.2%	29.0%
53 00	LEPL - Public Private Partnership Center	0.3	0.1	0.0	7.4%	25.8%
54 00	LEPL - Youth Center	4.2	0.8	0.2	4.3%	24.0%
55 00	Office of the National Security Council	2.7	0.8	0.2	6.8%	23.3%
56 00	Expenditures of General-State Importance	4,768.3	755.2	229.0	4.8%	30.3%
56 01	External debt service and repayments	3,148.0	355.6	119.7	3.8%	33.7%
56 02	Domestic debt service and repayments	570.0	135.0	77.8	13.7%	57.7%
56 03	Liabilities regarding international financial organizations	4.5	0.4	0.0	0.0%	0.0%
56 04	Transfers for autonomous republics and municipalities	225.0	25.0	16.3	7.2%	65.0%
56 04 01	Transfers to Autonomous Republics	9.0	2.3	2.3	25.0%	100.0%
56 04 02	Transfers to municipalities	216.0	22.8	14.0	6.5%	61.6%
56 05	Government Reserve Fund of Georgia	40.0	10.0	0.0	0.0%	0.0%
56 06	Funds for Repayment of debt accumulated in previous years and execution of court decisions	10.0	0.6	0.1	1.3%	21.4%
56 07	Regional Development Fund of Georgia	280.0	50.0	0.0	0.0%	0.0%
56 08	Mountainous Community Development Fund	15.0	0.5	0.0	0.0%	0.0%
56 09	Funding simultaneous bonus for the established state awards of Georgia	0.2	0.1	0.0	0.7%	2.8%
56 10	Co-financing of Operating Expenses and Other Liabilities In the frame of international agreements	0.7	0.0	0.0	0.0%	0.0%
56 11	Co-financing Cumulative Pension Schemes	220.0	55.0	15.0	6.8%	27.3%
56 12	Financial support for planned reforms in municipalities in cooperation with international partners	5.0	1.0	0.0	0.0%	0.0%
56 13	General-State Expenditures Financed by Donors	219.9	120.0	0.1	0.0%	0.1%
56 13 01	Rehabilitation of Communal Infrastructure Institutions in Batumi - Phase IV (KfW)	15.0	5.7	0.0	0.0%	0.0%
56 13 02	Adjara Solid Waste Project (EBRD, SIDA)	8.8	3.0	0.0	0.0%	0.0%
56 13 03	Batumi Bus Project (E5P, EBRD)	8.8	8.8	0.0	0.0%	0.0%
56 13 04	Tbilisi Solid Waste Management Project (EBRD)	30.0	0.0	0.0	0.0%	
56 13 05	Adjara Rural Water Supply and Sewerage Program, Georgia (EU, KfW)	12.3	2.5	0.0	0.0%	0.0%
56 13 06	Tbilisi Bus Project (Phase II) (EBRD)	145.0	100.0	0.1	0.1%	0.1%
56 14	Financing of Selected Programs in Municipalities in Frames of 2020-2022 Integrated Pilot Regions Development Program	30.0	2.0	0.0	0.0%	0.0%